

State of South Dakota Department of Transportation

Public and Specialized Transportation Fiscal Year 2020



Prepared by the South Dakota Department of Transportation
Division of the Secretariat
Office of Air, Rail and Transit
700 E Broadway Avenue
Pierre, SD 57501



Table of Contents

Program Summary	2
Executive Summary	3
Statewide Statistics	6
Fiscal Year 2020 Specialized Transportation Statistics.....	7
Fiscal Year 2020 Rural Transportation Statistics	8
Funding Sources of Rural Public Transit Systems Fiscal Year 2020	9
South Dakota Rural Transit Statistics.....	11-31
Dakota Transit Association Conference	25
Dakota Transit Association Driver Training and Roadeo.....	26

Please send any questions or comments to:

South Dakota Department of Transportation
Division of Finance and Management-
Office of Air, Rail and Transit
700 East Broadway Avenue
Pierre, South Dakota
57501-2586
605-773-3574



Program Summary

The Annual Transit Report is prepared by the South Dakota Department of Transportation (SDDOT) to provide citizens, transportation providers, public officials and other stakeholders an overview of transit in South Dakota. This report provides a summary of public and specialized transportation programs along with detailed operational and financial data.

This report is published annually and condenses the fiscal year administration and operational records for the 13 rural public transit systems, one tribe* and one inter-city bus system in South Dakota. The report is published largely to provide information about the performance of the public transit programs for the fiscal year. The report is distributed and available to state and local officials, support agencies, boards of directors, and the public.

During Fiscal Year 2020, 574 vehicles partially funded by the Federal Transit Administration (FTA) provided rural public and special transportation services in South Dakota. Federal funding sources included: Section 5339, 5310, 5311, and some non-FTA funded vehicles receiving FTA Section 5311 operating funds. These vehicles traveled 2,806,215 miles and provided 798,418 rides during Fiscal Year 2020.

The transit systems operating in Sioux Falls and Rapid City receive FTA Section 5307 urban transit capital and operating funds directly from FTA and 5339 funds from the State of South Dakota for vehicles and facilities. In FY 2020, Sioux Falls and Rapid City public transit vehicles traveled 1,405,770 miles and provided 857,101 rides. In FY20, the River Cities Sioux Falls Operating Project provided 18,726 rides and traveled 40,266 miles and the River Cities Eagle Butte service provided 18,596 rides and traveled 218,783 miles.

FY2020 was a unique and challenging year due to the COVID-19 pandemic. The South Dakota Transit Agencies played an important role by continuing to provide safe and reliable transportation for their clients. While ridership numbers and mileage are down compared to previous years, Transit continued to play an integral part in many people's lives by continuing to provide essential services.

Public and special transportation service providers are a key element in the successful implementation of numerous state policy objectives. Among those is the effort to keep elderly citizens and citizens with disabilities in their own homes and active members of their community.

*Rosebud Sioux Tribe in FY19 chose to apply for funding directly under the FTA.

Executive Summary

There are 13 rural public transit systems, one tribe and 13 specialized transit organizations provide service within South Dakota. These transit organizations assist elderly citizens, citizens with disabilities, youth, the public and low-income citizens to gain access to needed medical, nutrition, education, employment, social and commercial services, particularly in the rural areas of South Dakota. Public transit providers range in size from those which provide daily fixed route and demand-response services with schedules and destinations determined on a day-to-day basis.

The SDDOT Office of Air, Rail and Transit(ART) administers several programs through the FTA which support public and specialized transportation service providers in South Dakota. These programs include:

- **Section 5303** provides urban transit planning assistance program funds and transit planning activities in the metropolitan areas of South Dakota including Sioux Falls and Rapid City.
- **Section 5304** provides statewide rural planning and research. At the state’s discretion, the funds may be used for statewide planning, technical assistance, planning support, research and development for non-urbanized areas.
- **Bus and Bus Facilities Section 5339** provides capital funding through formula and discretionary funds to replace, rehabilitate, and purchase buses and related equipment and to construct bus related facilities. Eligible applicants include public agencies and private non-profits engaged in public transportation, including organizations that provide services dependent on age, disability or low-income.
- **Section 5310** provides capital grants and operating funds to private nonprofit organizations and governmental authorities where no non-profit organizations are available to support transportation for seniors and individuals with disabilities.
- **Section 5311** provides capital, administration, and operating grants for public transportation service projects in non-urbanized areas (less than 50,000 population). One of the main goals of Section 5311 funding is to enhance the access of people in non-urbanized areas to health care, shopping, education, employment, public services, and recreation.

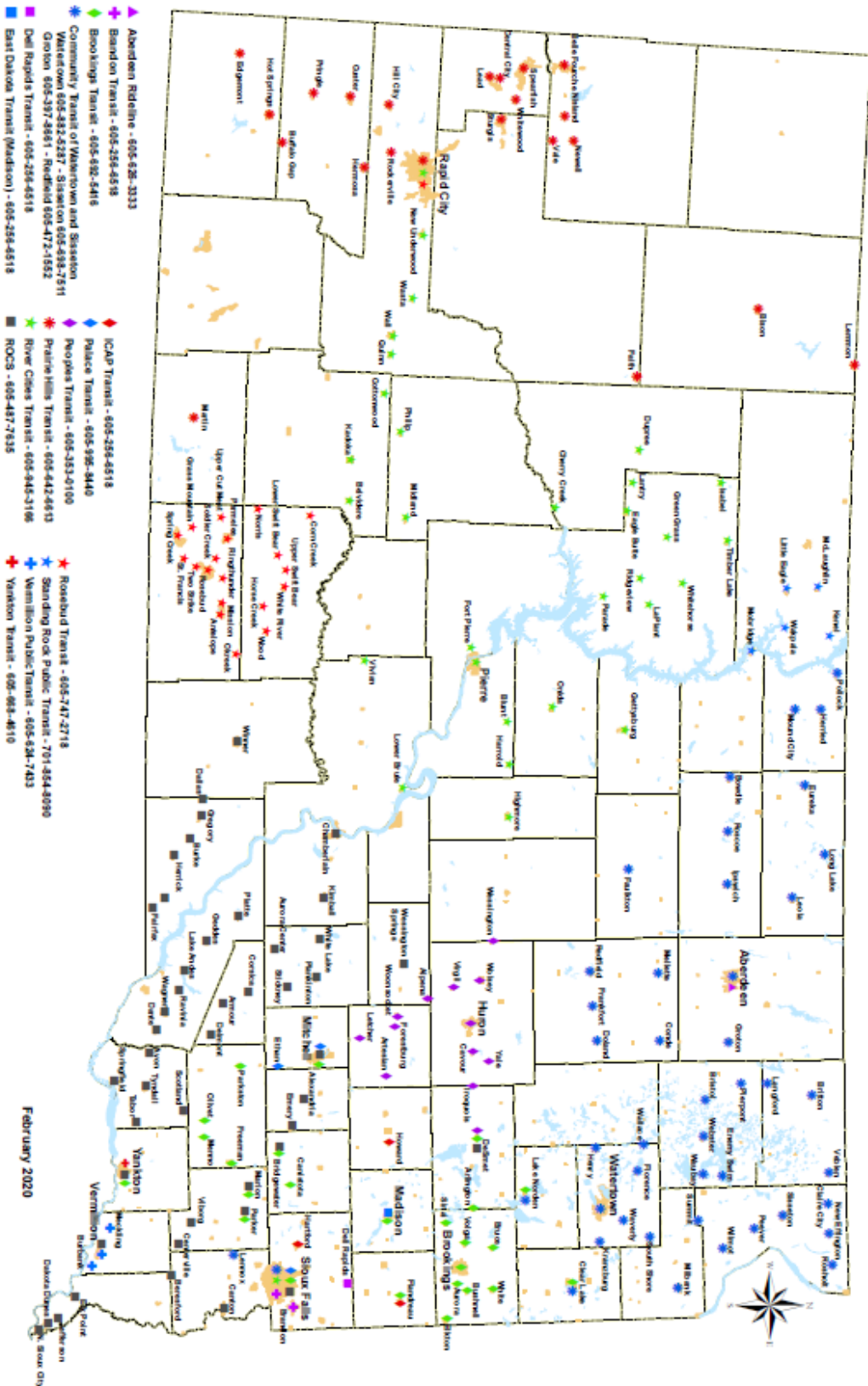
- **Section 5311(b)(3) Rural Technical Assistance Program (RTAP)** provides funds to support the training and technical assistance needs of rural transit operators and drivers.

- **CARES Act** provides emergency assistance. All capital, operating, and planning activities normally eligible under Sections 5307 & 5311 are eligible. SDDOT awarded the funds for provider operating and state administration.

The Office of ART grants state dollars to help meet the local matching fund requirements of sub grantees. The Office of ART and the South Dakota Department of Human Services, Division of Long-Term Services and Supports (LTSS) work in close coordination in matters pertaining to transportation services for people who are elderly or have disabilities. Each year, LTSS provides funds which are dispersed through the Office of ART to offset transportation costs for some agencies. Transportation is considered a supportive function eligible through Title III-B. These funds are referred to as Title III-B funds throughout this book.



South Dakota Communities Served By Rural Transit Providers



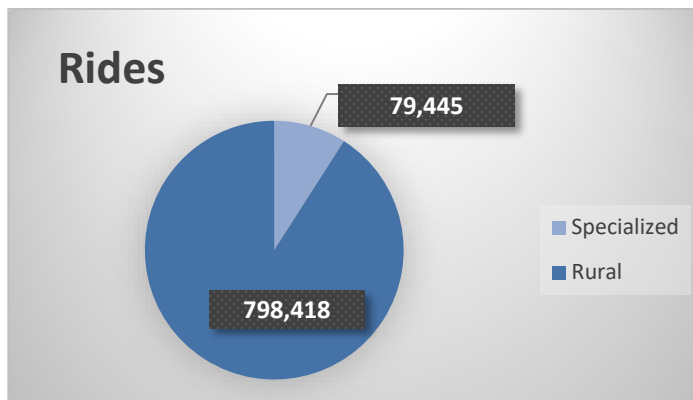
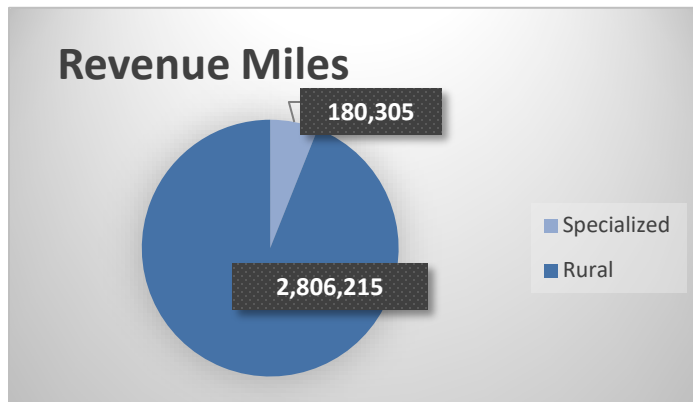
Public Transit in South Dakota

Statewide Statistics

The statewide statistic graphs and charts presents operational data. Operational data includes revenue vehicle miles and total trips.

Operational Statistics

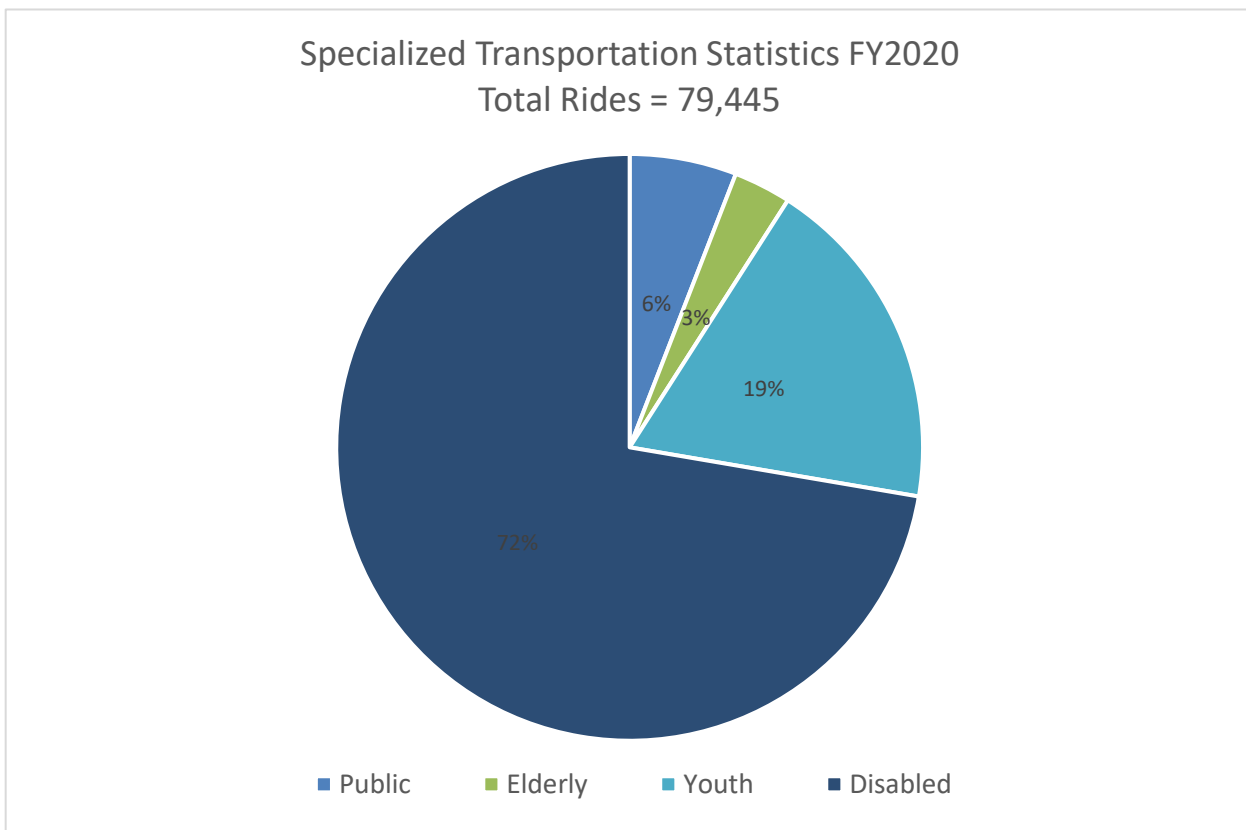
	Operations	
	Revenue Vehicle Miles	Rides
Rural	2,806,215	798,418
Specialized	180,305	79,445
Total	2,983,565	877,699



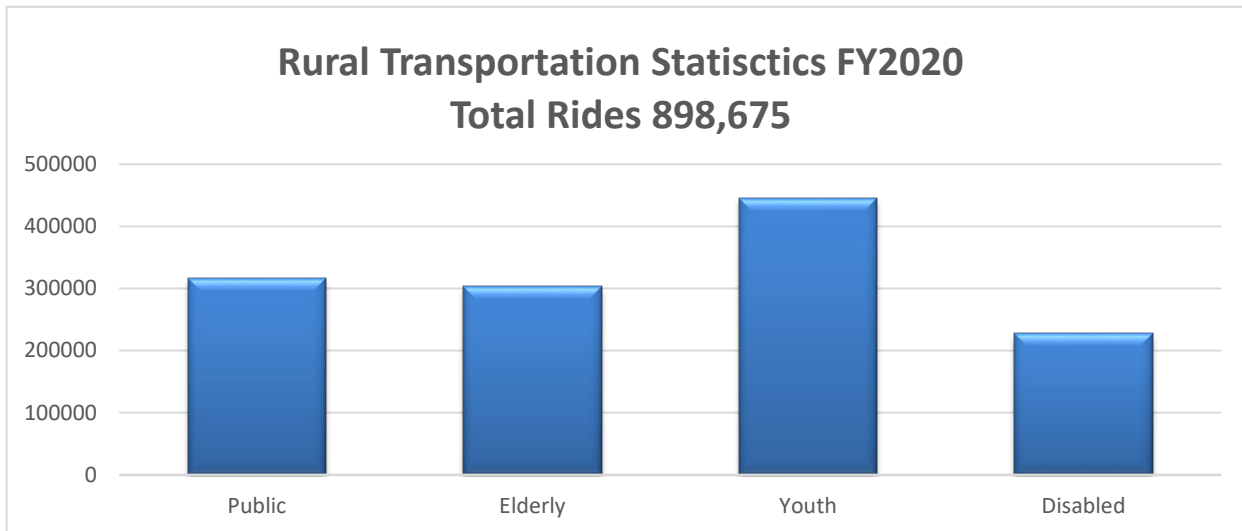
Fiscal Year 2020 Specialized Transportation Statistics

In FY 2020, 66 vehicles funded under FTA Section 5309, 5339 and 5310 programs provided specialized transportation in South Dakota. These vehicles total traveled 180,305 miles and provided 79,445 rides.

The graph indicates citizens with disabilities were the major users of specialized transportation services in South Dakota during Fiscal Year 2020.



Fiscal Year 2020 Rural Transportation Statistics



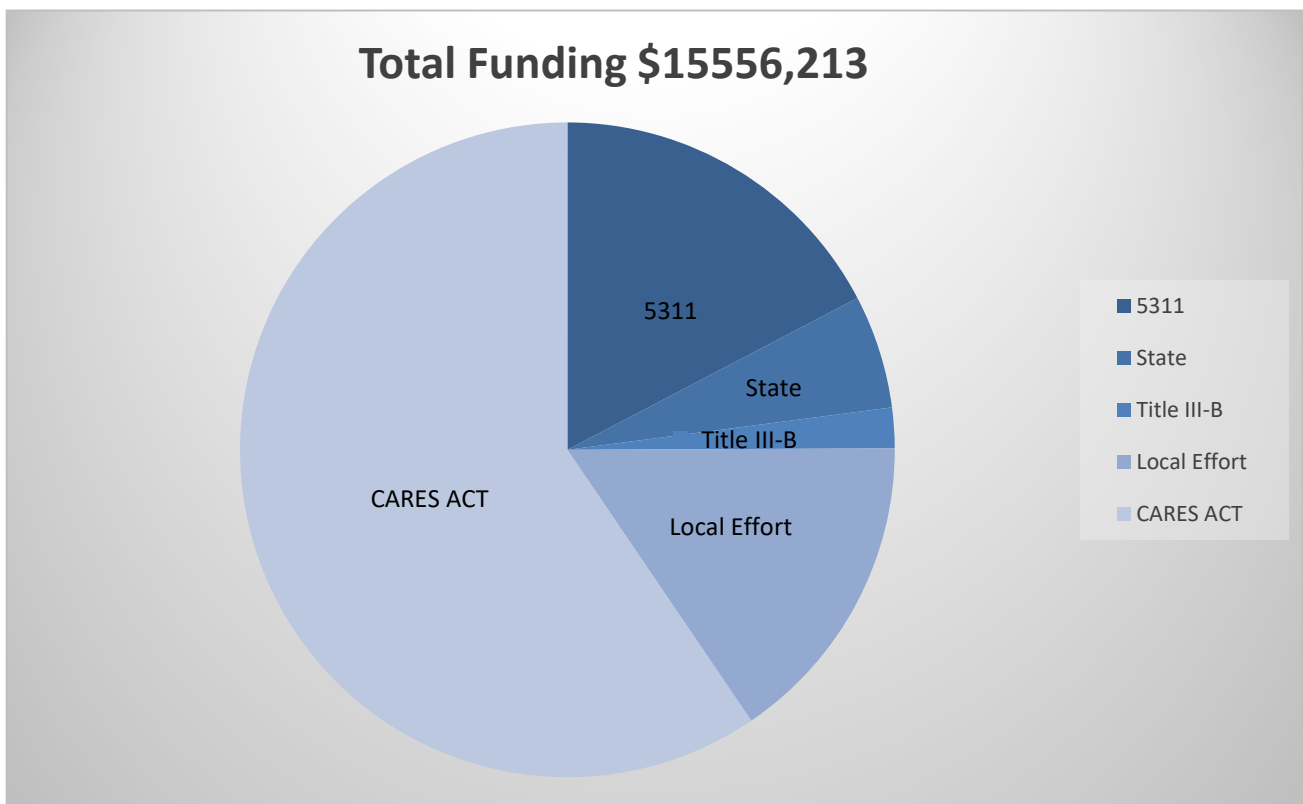
During Fiscal Year 2020, 13 organizations provided rural public demand-response transportation services in South Dakota. These organizations operated 509 vehicles and contracted with several taxicab companies. These vehicles traveled 3,126,618 revenue miles and provided 898,675 rides.

The Section 5311 program treats project administration expenses as a separate cost category from capital and operating expenses. Administration expenses are considered “non-operating” and are funded at 82.82% federal share. Operating expenses are considered those costs directly related to system operation. Net operating expenses remain after operating revenues are subtracted from eligible operating expenses.

Operating expenses are funded at 51.76% federal share of the net operating expenses. Local funds for the 13 rural public transit agencies represent over 1.23 million to keep the rural public transits operating. Local funds for the purposes of this report may include contracts with other agencies, revenue generated from advertising, fares, Medicaid and others. If transit agencies expend all federal funds before the end of the fiscal year local funds cover the remaining operational expenses for the year. The local funds required for FY2020 are down from previous years, due to CARES Act funding not requiring local match.

Funding Sources of Rural Public Transit Systems Fiscal Year 2020

Cares Act	5311-Paid	State	Title III-B	Local Effort* (other than state and Title III-B)	Total
\$9,254,919	\$2,695,275	\$872,093	\$310,551	\$2,423,375	\$15,556,213,



*Local effort is a combination of Medicaid, contracts and other sources of local funds from the communities served. The total local effort does not take into consideration state funds or Title III-B Funds. These two funds are an allowable source of local match.

City of Aberdeen- Aberdeen Ride Line

Address: 205 North 4th St. Aberdeen, SD 57401
Phone: (605)626-3333
Contact: Rich Krokkel
Email: rich.krokkel@aberdeen.sd.us
Website: aberdeen.sd.us

System Characteristics

Service Type: Demand Response
Service Hours: M-F 7:15AM-6:30PM
Fare Structure: \$2 one-way
Service Area: City of Aberdeen

Ridership Characteristics

Elderly	7,541
Disabled	5,606
Youth	22,186
<u>Public</u>	<u>8,711</u>
Total	44,044

Ride Type

Medical	4,551
Employment	10,769
Nutrition	83
Social	2,901
Education	22,301
Shopping	2,918
<u>Other</u>	<u>521</u>
Total	44,044

Total Revenue Hours 11,359
Total Revenue Miles 122,272

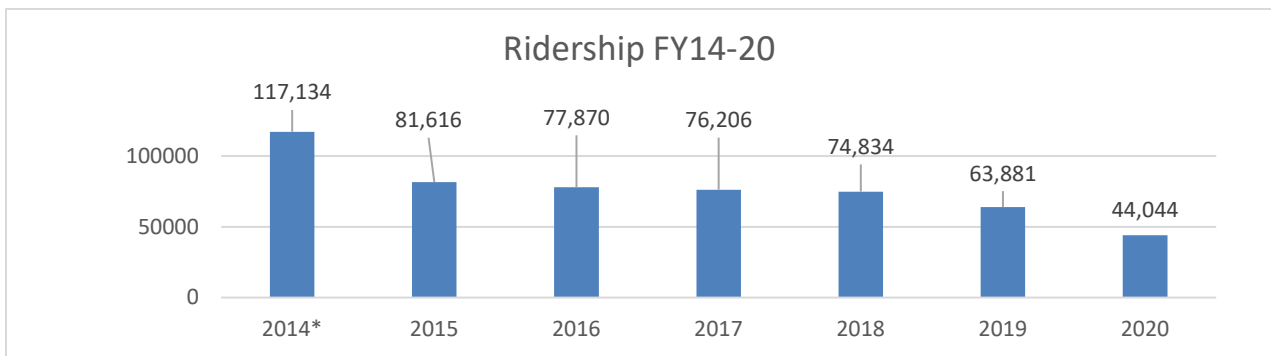
Funding and Expenditures

Section 5311 Awarded**	\$260,548
CARES Act Revenue	\$434,870
Local Match	\$ 0
<u>Title III-B Funds**</u>	<u>\$ 15,916</u>
Total	\$828,997

State Funds** \$ 57,173

Total Cost Per Ride \$ 8.00
Total Cost Per Mile \$ 2.57
State & Federal Cost Per Ride \$ 8.90
State & Federal Cost per Mile \$ 2.86

*In FY14 Aspire vehicles were counted in the total ridership



** State and Federal Cost per ride/mile is Section 5311, Title III-B Funds and State Funds together divided by rides/miles.

Brandon Transit- Brandon, South Dakota

Address: 304 Main St. Brandon, SD 57005
Phone: (605) 582-3553
Contact: Scott Finck
Email: sfinck@rocsinc.org
Website: cityofbrandon.org

System Characteristics

Service Type: Demand Response
Service Hours: M-F 8AM-3:30PM
Fare Structure: \$2.00 one-way
Service Area: City of Brandon

Ridership Characteristics

Elderly	2,031
Disabled	921
Youth	5,364
<u>Public</u>	<u>484</u>
Total	8,800

Ride Type

Medical	809
Employment	1,286
Nutrition	81
Social	145
Education	5,270
Shopping	1209
<u>Other</u>	<u>0</u>
Total	8,880

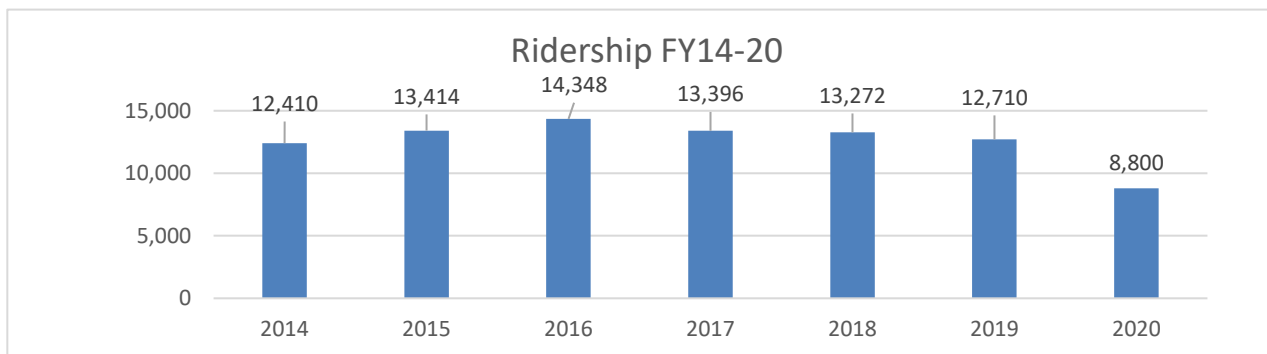
Total Revenue Hours 2,287
Total Revenue Miles 18,104

Funding and Expenditures

Section 5311 Awarded**	\$ 67,354
CARES Act	\$ 82,760
Revenue	\$ 69,238
Local Match	\$ 0
<u>Title III-B Funds**</u>	<u>\$ 1,131</u>
Total	\$220,483

State Funds** \$ 16,033

Total Cost Per Ride	\$ 10.40
Total Cost Per Mile	\$ 5.45
State & Federal Cost Per Ride	\$ 11.31
State & Federal Cost per Mile	\$ 5.93



** State and Federal Cost per ride/mile is Section 5311, Title III-B Funds and State Funds together divided by rides/miles.

Brookings Area Transit- Brookings, South Dakota

Address: 418 Western Ave. Brookings, SD 57006
Phone: (605)692-5416
Contact: Brenda Schweitzer
Email: bschweitzer@brookingsareatransit.com
Website: brookingsareatransit.com

System Characteristics

Service Type: Demand Response
Service Hours: M-F 5AM-11PM

Fare Structure: \$3 one-way trip
Service Area: Brookings, Aurora, Volga, Sinai, Bruce, Bushnell, White, Flandreau, Estelline, Elkton, Freeman, Arlington, Menno, Bridgewater, Marion, Salem, Parkston, Olivette & Canistota

Ridership Characteristics

Elderly	17,437
Disabled	21,565
Youth	21,553
<u>Public</u>	<u>29,250</u>
Total	89,805

Ride Type

Medical	13,259
Employment	22,009
Nutrition	2,705
Social	20,206
Education	23,158
Shopping	8,468
<u>Other</u>	<u>0</u>
Total	89,805

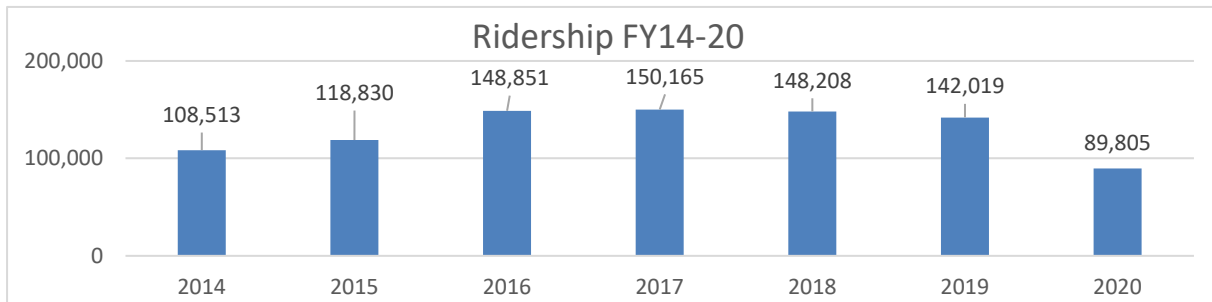
Total Revenue Hours	23,797
Total Revenue Miles	326,702

Funding and Expenditures

Section 5311 Awarded**	\$ 551,373
CARES Act	\$ 959,053
Revenue	\$ 348,913
Local Match	\$ 84,961
<u>Title III-B Funds**</u>	<u>\$ 17,621</u>
Total	\$1,961,921

State Funds**	\$ 76,525
----------------------	-----------

Total Cost Per Ride	\$ 10.61
Total Cost Per Mile	\$ 3.29
State & Federal Cost Per Ride	\$ 11.11
State & Federal Cost per Mile	\$ 3.44



** State and Federal Cost per ride/mile is Section 5311, Title III-B Funds and State Funds together divided by rides/miles.

Community Transit of Watertown/Sisseton, Inc.- Watertown, South Dakota

Address: 811 4th Ave. East Sisseton, SD 57262
Phone: (605)882-5287
Contact: Terry Hoffman & Kathy Holman
Email:
Website: communitytransitws.com

System Characteristics

Service Type: Demand Response
Service Hours: Varies on based on site
Fare Structure: \$1 one-way trip. Out of town varies based on mileage and passengers
Service Area: Campbell, McPherson, Edmunds, Marshall, Day, Roberts, Grant and Lincoln

Ridership Characteristics

Elderly	48,583
Disabled	10,476
Youth	56,886
Public	24,323
Total	140,268

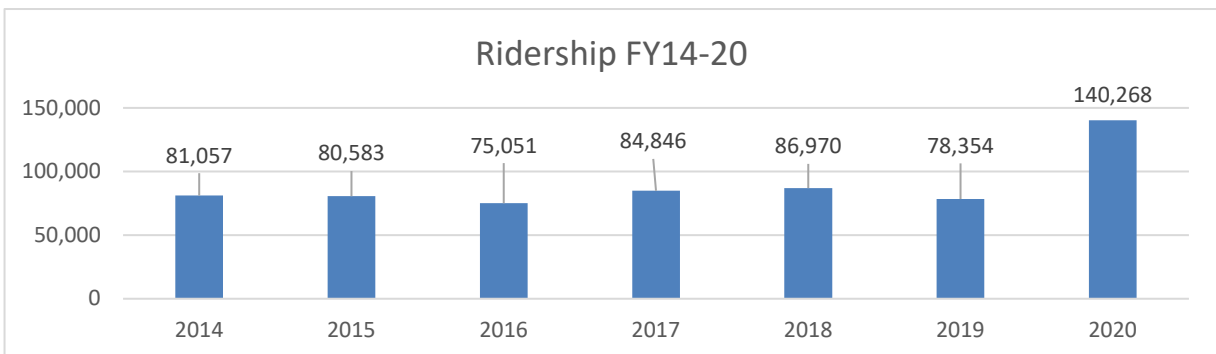
Ride Type

Medical	24,424
Employment	16,932
Nutrition	16,828
Social	9,105
Education	56,979
Shopping	16,000
<u>Other</u>	0
Total	140,268

Funding and Expenditures

Section 5311 Awarded**	\$ 794,799
CARES Act	\$1,019,088
Revenue	\$ 386,782
Local Match	\$ 66,058
<u>Title III-B Funds**</u>	\$ 47,195
Total	\$2,313,922
State Funds**	\$ 145,241
Total Cost Per Ride	\$ 7.88
Total Cost Per Mile	\$ 2.13
State & Federal Cost Per Ride	\$ 8.53
State & Federal Cost per Mile	\$ 2.31

Total Revenue Hours	45,696
Total Revenue Miles	493,971



** State and Federal Cost per ride/mile is Section 5311, Title III-B Funds and State Funds together divided by rides/miles.

City of Dell Rapids- Dell Rapids, South Dakota

Address: 302 E 4th St. Dell Rapids, SD 57022
Phone: (855)962-9120
Contact: Brenda Schweitzer
Email: bata@atabus.com
Website: cityofdellrapids.org

System Characteristics

Service Type: Demand Response
Service Hours: M-F 7AM-5PM
Fare Structure: \$2 for one-way ride
Service Area: City of Dell Rapids

Ridership Characteristics

Elderly	183
Disabled	0
Youth	2,750
Public	<u>2</u>
Total	2,935

Ride Type

Medical	26
Employment	2
Nutrition	21
Social	67
Education	2,752
Shopping	67
Other	<u>0</u>
Total	2,935

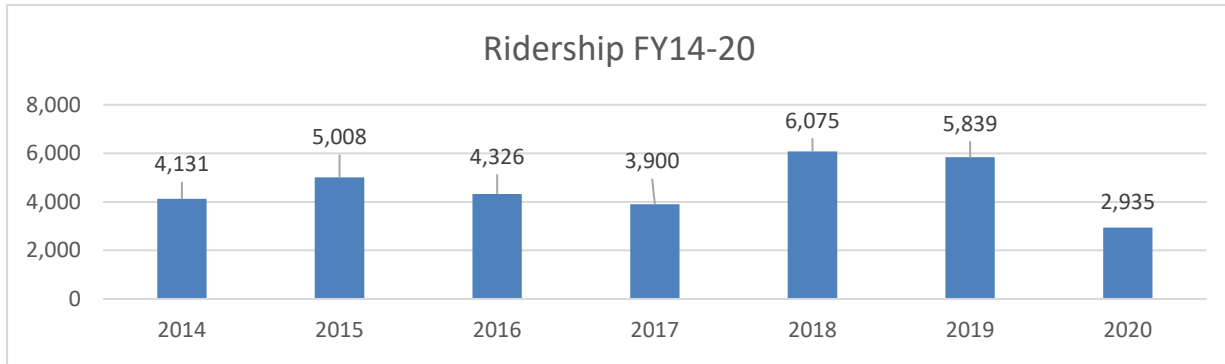
Total Revenue Hours 815
Total Revenue Miles 3,074

Funding and Expenditures

Section 5311 Awarded**	\$ 32,154
CARES Act	\$ 31,541
Revenue	\$ 16,207
Local Match	\$ 15,377
Title III-B Funds**	<u>\$ 1,131</u>
Total	\$ 96,410

State Funds** \$ 13,212

Total Cost Per Ride	\$ 8.55
Total Cost Per Mile	\$ 7.58
State & Federal Cost Per Ride	\$ 9.81
State & Federal Cost per Mile	\$ 8.70



** State and Federal Cost per ride/mile is Section 5311, Title III-B Funds and State Funds together divided by rides/miles.

East Dakota Transit- Madison, South Dakota

Address: 820 SW 7th St. Madison, SD 57042
Phone: (605)256-5810
Contact: Scott Finck
Email: sfinck@rocsinc.com
Website: eastdakotatransit.com

System Characteristics

Service Type: Demand Response
Service Hours: M-F 8AM-4PM
 Sunday 8AM-12PM
Fare Structure: \$2 per one-way trip
Service Area: City of Madison

Ridership Characteristics

Elderly	2,178
Disabled	2,932
Youth	4,492
Public	<u>238</u>
Total	9,840

Ride Type

Medical	464
Employment	4,145
Nutrition	6
Social	489
Education	4,557
Shopping	179
Other	<u>0</u>
Total	9,840

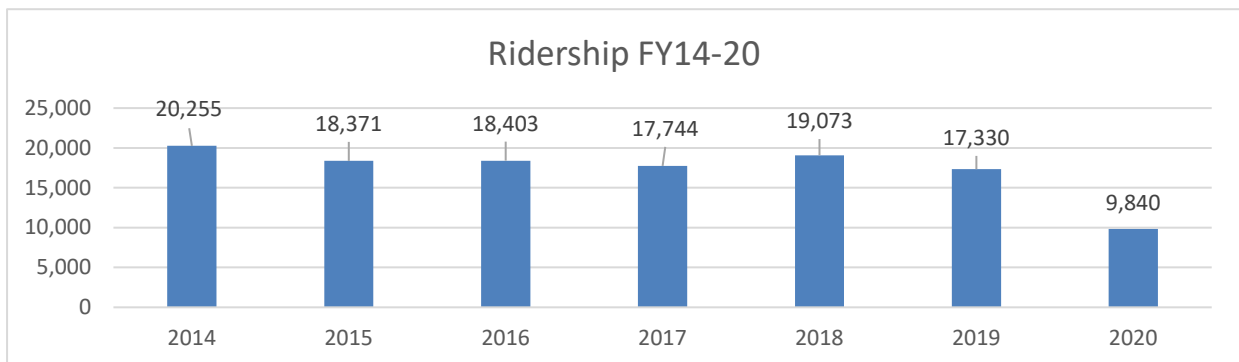
Funding and Expenditures

Section 5311 Awarded**	\$ 82,616
CARES Act	\$ 101,954
Revenue	\$ 21,057
Local Match	\$ 19,322
Title III-B Funds**	<u>\$ 4,809</u>
Total	\$ 229,758

State Funds**	\$ 21,865
----------------------	-----------

Total Cost Per Ride	\$ 9.78
Total Cost Per Mile	\$ 6.44
State & Federal Cost Per Ride	\$ 10.75
State & Federal Cost per Mile	\$ 7.08

Total Revenue Hours	2,249
Total Revenue Miles	17,631



** State and Federal Cost per ride/mile is Section 5311, Title III-B Funds and State Funds together divided by rides/miles.

ICAP Transit-Madison, South Dakota

Address: 111 North Van Eps Madison, SD 57042
Phone: (605)256-6518
Contact: Scott Finck
Email: sfinck@rocsinc.com
Website: interlakescap.com

As of 10/1/2020, ICAP has transferred to ROCS

System Characteristics

Service Type: Demand Response
Service Hours: M-F 8AM-4PM
Fare Structure: \$2 per one-way trip
Service Area: Miner and Moody Counties
 & City of Hartford

Ridership Characteristics

Elderly	2,030
Disabled	373
Youth	4,502
Public	<u>397</u>
Total	7,302

Ride Type

Medical	882
Employment	181
Nutrition	445
Social	844
Education	4,460
Shopping	490
Other	<u>0</u>
Total	7,302

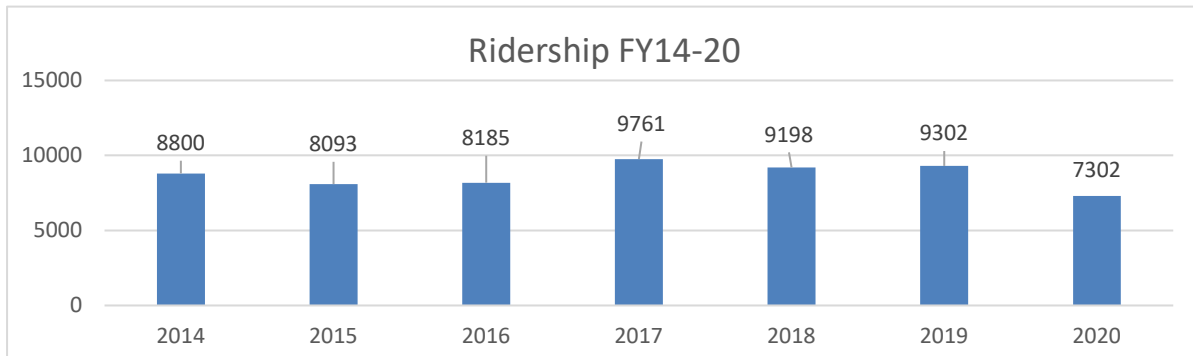
Funding and Expenditures

Section 5311 Awarded**	\$ 57,456
CARES Act	\$ 78,436
Revenue	\$ 18,241
Local Match	\$ 11,638
Title III-B Funds**	<u>\$ 5,233</u>
Total	\$ 171,004

State Funds**	\$ 16,268
----------------------	-----------

Total Cost Per Ride	\$ 16.02
Total Cost Per Mile	\$ 9.74
State & Federal Cost Per Ride	\$ 18.04
State & Federal Cost per Mile	\$ 10.97

Total Revenue Hours	1,859
Total Revenue Miles	14,590



** State and Federal Cost per ride/mile is Section 5311, Title III-B Funds and State Funds together divided by rides/miles.

Palace Transit-Mitchell, South Dakota

Address: 300 West 1st Ave. Mitchell, SD 57301
Phone: (605) 995-8440
Contact: Jessica Pickett
Email: jpickett@cityofmitchell.org
Website: cityofmitchell.org

System Characteristics

Service Type: Demand Response
Service Hours: M-F 5:30-6pm
 Sat/Sun 7-4pm & 7-2pm
Fare Structure: \$2-\$3 per one-way trip
 7:30AM-4:30PM
Service Area: City of Mitchell

Ridership Characteristics

Elderly	13,996
Disabled	19,190
Youth	20,283
Public	<u>3,470</u>
Total	56,939

Ride Type

Medical	9,824
Employment	14,532
Nutrition	1,703
Social	6,635
Education	22,496
Shopping	1,749
<u>Other</u>	<u>0</u>
Total	56,939

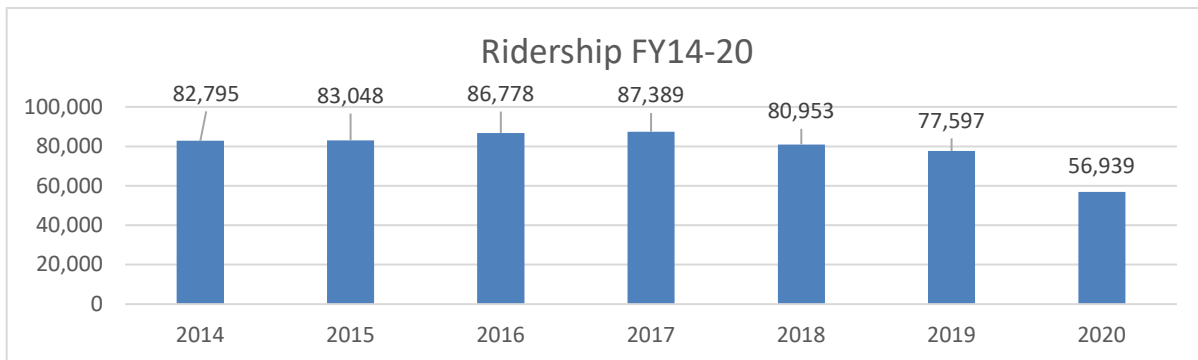
Funding and Expenditures

Section 5311 Awarded**	\$ 371,040
CARES Act Revenue	\$ 529,613
Local Match	\$ 223,577
Title III-B Funds**	\$ 47,182
Total	<u>\$ 19,697</u>
	\$1,191,109

State Funds**	\$ 59,765
----------------------	-----------

Total Cost Per Ride	\$ 10.53
Total Cost Per Mile	\$ 5.07
State & Federal Cost Per Ride	\$ 11.36
State & Federal Cost per Mile	\$ 5.94

Total Revenue Hours	11,597
Total Revenue Miles	116,077



** State and Federal Cost per ride/mile is Section 5311, Title III-B Funds and State Funds together divided by rides/miles.

People's Transit-Huron, South Dakota

Address: 120 Wyoming SW Huron, SD 57350
Phone: (605) 353-0100
Contact: Gayle Kludt
Email: gayle.peoplestransit@midconetwork.com
Website: peoplestransithuron.com

System Characteristics

Service Type: Demand Response
Service Hours: M-F 6AM-6PM
Fare Structure: Youth \$2.50
 Adult \$3.50
Service Area: Beadle & Sanborn Counties

Ridership Characteristics

Elderly 6,687
Disabled 4,896
Youth 12,140
Public 6,136
Total 29,859

Ride Type

Medical	13,259
Employment	22,009
Nutrition	2,705
Social	20,206
Education	23,158
Shopping	8,468
<u>Other</u>	<u>0</u>
Total	89,805

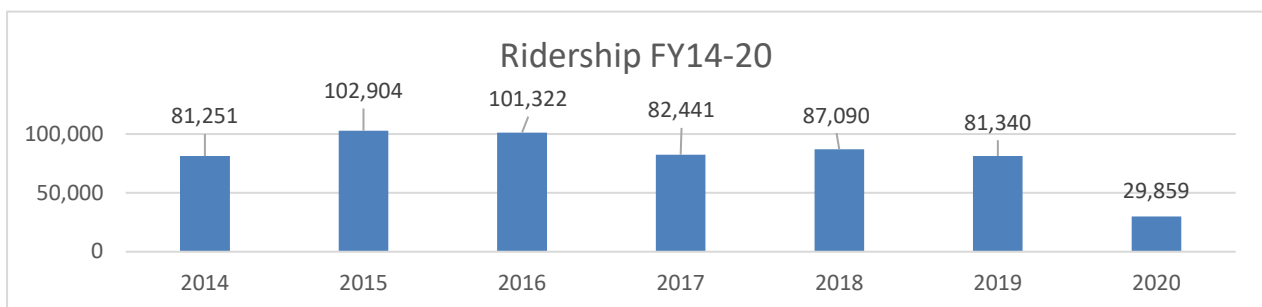
Total Revenue Hours 23,797
Total Revenue Miles 326,702

Funding and Expenditures

Section 5311 Awarded**	\$ 551,373
CARES Act	\$ 959,053
Revenue	\$ 348,913
Local Match	\$ 84,961
<u>Title III-B Funds**</u>	<u>\$ 17,621</u>
Total	\$1,961,921

State Funds** \$ 76,525

Total Cost Per Ride \$ 10.61
Total Cost Per Mile \$ 3.29
State & Federal Cost Per Ride \$ 11.11
State & Federal Cost per Mile \$ 3.44



** State and Federal Cost per ride/mile is Section 5311, Title III-B Funds and State Funds together divided by rides/miles.

Prairie Hills Transit- Spearfish, South Dakota

Address: 2015 Tumble Weed Trail Spearfish, SD 57783
Phone: (605) 642-6613
Contact: Barb Cline
Email: bkcline@prairiehillstransit.com
Website: prairiehillstransit.com

System Characteristics

Service Type: Demand Response
Service Hours: Varies by community
Fare Structure: \$2-\$2.50 local trip
Service Area: Lawrence, Meade, Custer, Fall River, Butte, Perkins, Bennett and Pennington County

Ridership Characteristics

Elderly	22,947
Disabled	8,892
Youth	19,904
Public	<u>28,595</u>
Total	80,338

Ride Type

Medical	20,750
Employment	17,481
Nutrition	1,611
Social	8,528
Education	19,631
Shopping	12,337
Other	<u>0</u>
Total	80,338

Funding and Expenditures

Section 5311 Awarded**	\$ 648,274
CARES Act	\$1,215,565
Revenue	\$ 683,622
Local Match	\$ 0
Title III-B Funds**	<u>\$ 59,355</u>
Total	\$2,606,816

State Funds** \$ 102,870

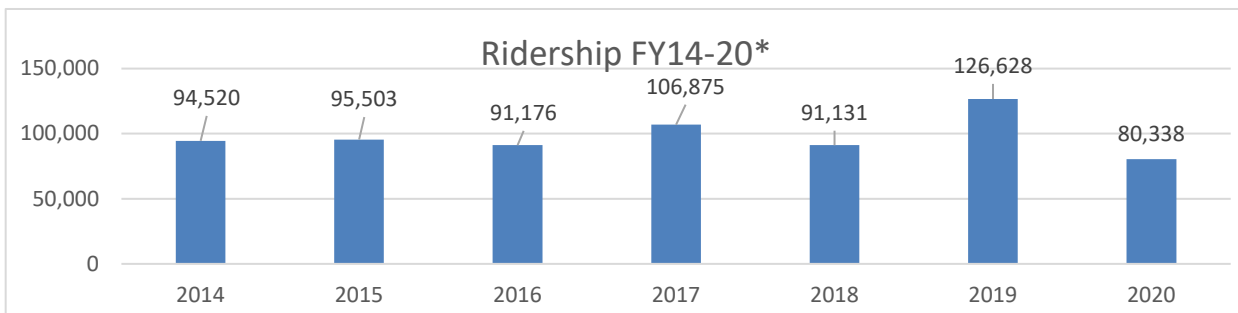
Total Cost Per Ride \$ 12.18

Total Cost Per Mile \$ 2.77

State & Federal Cost Per Ride \$ 15.90

State & Federal Cost per Mile \$ 2.98

Total Revenue Hours 31,326
Total Revenue Miles 495,720



*Prairie Hills Transit took over service in Perkins Co. previously served under Arrow Transit in 2019 and added Martin Co.
 ** State and Federal Cost per ride/mile is Section 5311, Title III-B Funds and State Funds together divided by rides/miles.

River Cities Transit- Pierre, South Dakota

Address: 1600 East Dakota Ave. Pierre, SD 57501
Phone: (605) 945-2360
Contact: Ron Baumgart
Email: ron.rct@midconetwork.com
Website: rcptransit.com

System Characteristics

Service Type: Demand Response
Service Hours: 24-7
Fare Structure: \$2 + \$.25 per mile for prescheduled rides
Service Area: Hughes, Stanley, Hand, Hyde, Dewey Ziebach, Haakon, East Pennington, Jones, Lyman, N. Jackson, Potter & Sully CO.

Ridership Characteristics

Elderly	27,204
Disabled	23,375
Youth	69,454
Public	<u>64,119</u>
Total	184,152

Ride Type

Medical	15,518
Employment	43,293
Nutrition	2,173
Social	45,372
Education	70,453
Shopping	5,984
Other	<u>1,395</u>
Total	184,152

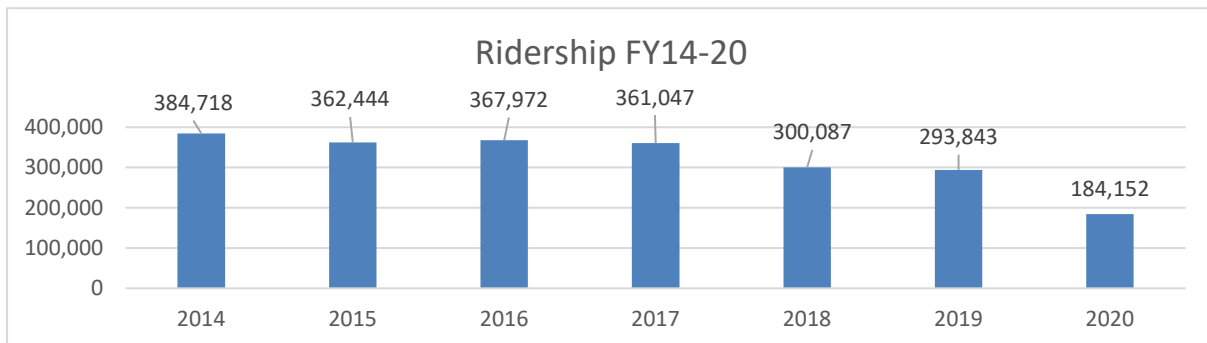
Funding and Expenditures

Section 5311 Awarded**	\$ 1,142,955
CARES Act	\$ 2,858,017
Revenue	\$ 750,479
Local Match	\$ 65,317
Title III-B Funds**	<u>\$ 51,869</u>
Total	\$ 4,868,637

State Funds**	\$ 126,959
---------------	------------

Total Cost Per Ride	\$ 11.33
Total Cost Per Mile	\$ 3.64
State & Federal Cost Per Ride	\$ 11.74
State & Federal Cost per Mile	\$ 3.78

Total Revenue Hours	46,259
Total Revenue Miles	651,748



** State and Federal Cost per ride/mile is Section 5311, Title III-B Funds and State Funds together divided by rides/miles.

Rural Office of Community Services- Wagner, South Dakota

Address: 106 SW West Street Wagner, SD 57380
Phone: (605) 384-3883
Contact: Peter Smith
Email: psmith@rocsinc.org
Website: www.rocsinc.org/rocs-transit

System Characteristics

Service Type: Demand Response
Service Hours: 8AM-4:30PM
Fare Structure: Varies by community
Service Area: Counties of Aurora, Bon Homme, Brule, Charles Mix, Douglas, Gregory, Jerauld, Kingsbury, McCook, Tripp, Turner & Union

Ridership Characteristics

Elderly	32,587
Disabled	4,451
Youth	7,861
Public	2,442
Total	47,341

Ride Type

Medical	4,544
Employment	882
Nutrition	25,031
Social	1,880
Education	8,724
Shopping	5,146
Other	1,134
Total	47,341

Funding and Expenditures

Section 5311 Awarded**	\$ 399,469
CARES Act	\$ 705,469
Revenue	\$ 277,245
Local Match	\$ 0
Title III-B Funds**	\$ 36,339
Total	\$1,418,842

State Funds** \$ 76,229

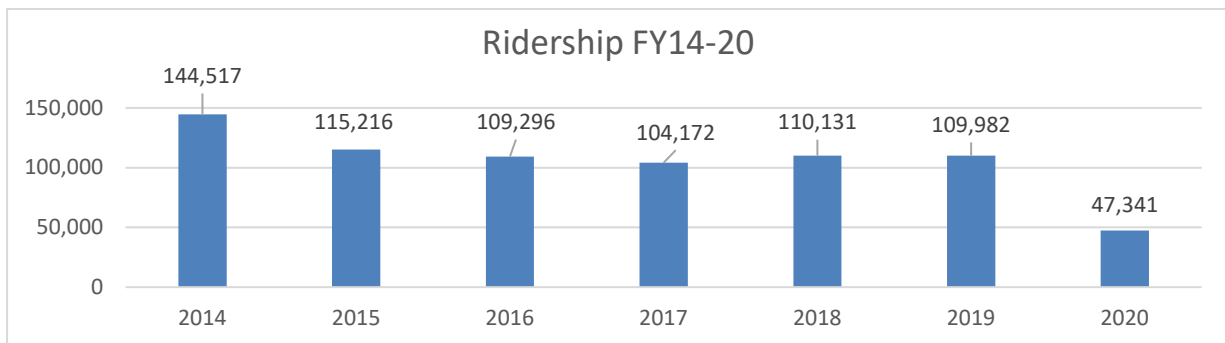
Total Cost Per Ride \$ 8.47

Total Cost Per Mile \$ 2.64

State & Federal Cost Per Ride \$ 9.16

State & Federal Cost per Mile \$ 2.85

Total Revenue Hours 11,703
Total Revenue Miles 137,390



** State and Federal Cost per ride/mile is Section 5311, Title III-B Funds and State Funds together divided by rides/miles.

Standing Rock Public Transit- Fort Yates, North Dakota

Address: 9299 HWY 24 Fort Yates, ND 58538
Phone: (701) 854-8090
Contact: Pam Ternes
Email: pam.ternes@sittingbull.edu
Website: sittingbull.edu

System Characteristics

Service Type: Demand Response
Service Hours: 6am-6pm
Fare Structure: \$5 one-way
Service Area: Corson and Walworth Counties in SD*

Ridership Characteristics

Elderly	423
Disabled	123
Youth	33
Public	2,321
Total	2,900

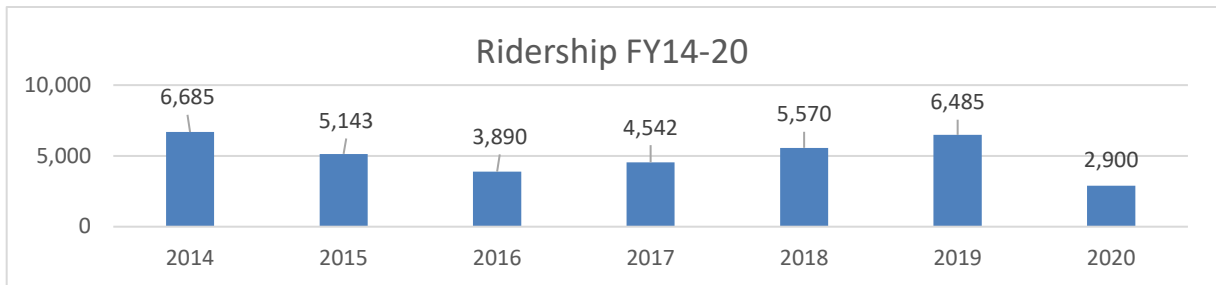
Ride Type

Medical	408
Employment	1,469
Nutrition	0
Social	0
Education	758
Shopping	265
<u>Other</u>	0
Total	2,900

Funding and Expenditures

Section 5311 Awarded**	\$ 46,054
CARES Act	\$ 182,883
Revenue	\$ 6,156
Local Match	\$ 0
<u>Title III-B Funds**</u>	\$ 0
Total	\$ 235,093
State Funds**	\$ 52,405
Total Cost Per Ride	\$ 30.37
Total Cost Per Mile	\$ 2.46
State & Federal Cost Per Ride	\$ 33.81
State & Federal Cost per Mile	\$ 2.74

Total Revenue Hours 1,385
Total Revenue Miles 45,763



*Demographic Data for Standing Rock Public Transit:

Corson and Walworth County's Combine Population: 9,746

Corson County population per square mile: 1.6 persons

** State and Federal Cost per ride/mile is Section 5311, Title III-B Funds and State Funds together divided by rides/miles.

Corson and Walworth County's Combine Square Mileage: 3,179

Walworth County population per square mile: 7.7 persons

Vermillion Public Transit- Vermillion, South Dakota

Address: 604 ½ High St. Vermillion, SD 57069
Phone: (605) 624-7433
Contact: Barb Ballensky
Email: barbb@sesdac.org
Website: www.sesdac.org/public-transit/

System Characteristics

Service Type: Demand Response
Service Hours: M-F 8AM-10PM
 Sat 9AM-7PM
 SUN 9AM-2PM
Fare Structure: Call for fare
Service Area: Vermillion, Burbank and Meckling

Ridership Characteristics

Elderly	4,561
Disabled	14,875
Youth	1,580
Public	<u>12,737</u>
Total	33,753

Ride Type

Medical	2,454
Employment	16,803
Nutrition	435
Social	1,860
Education	930
Shopping	11,271
<u>Other</u>	<u>0</u>
Total	33,753

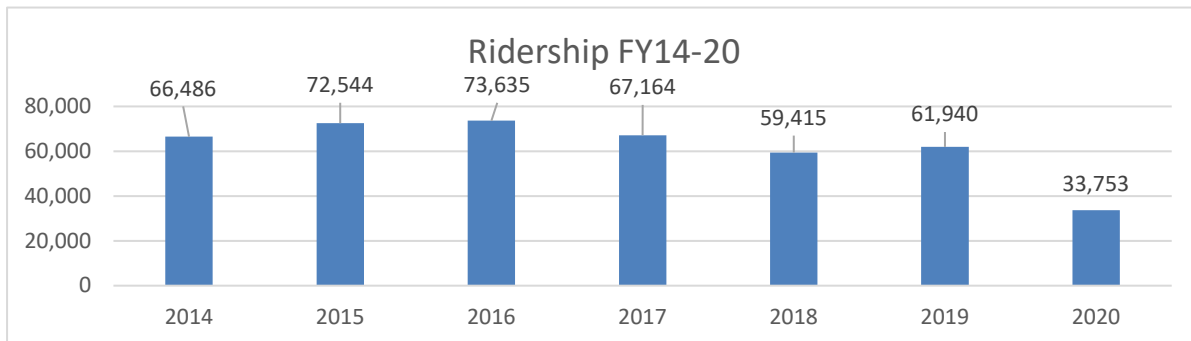
Funding and Expenditures

Section 5311 Awarded**	\$ 173,462
CARES Act	\$ 225,865
Revenue	\$ 107,815
Local Match	\$ 0
<u>Title III-B Funds**</u>	<u>\$ 16,660</u>
Total	\$ 523,802

State Funds**	\$ 45,306
----------------------	-----------

Total Revenue Hours	5,625
Total Revenue Miles	66,500

Total Cost Per Ride	\$ 6.25
Total Cost Per Mile	\$ 4.15
State & Federal Cost Per Ride	\$ 6.95
State & Federal Cost per Mile	\$ 4.62



** State and Federal Cost per ride/mile is Section 5311, Title III-B Funds and State Funds together divided by rides/miles.

Yankton Transit- Yankton, South Dakota

Address: 901 East 7th St. Yankton, SD 57078
Phone: (605) 665-4610
Contact: Ron Baumgart
Email: yanktontransit@iw.net
Website: yanktontransit.com

System Characteristics

Service Type: Demand Response
Service Hours: M-F 7:30AM-5PM
Fare Structure: \$2.50 one-way trip
Service Area: City of Yankton and Yankton County

Ridership Characteristics

Elderly	12,870
Disabled	15,107
Youth	15,563
Public	<u>10,970</u>
Total	54,510

Ride Type

Medical	16,683
Employment	13,654
Nutrition	1,129
Social	5,154
Education	14,644
Shopping	3,246
Other	<u>0</u>
Total	54,510

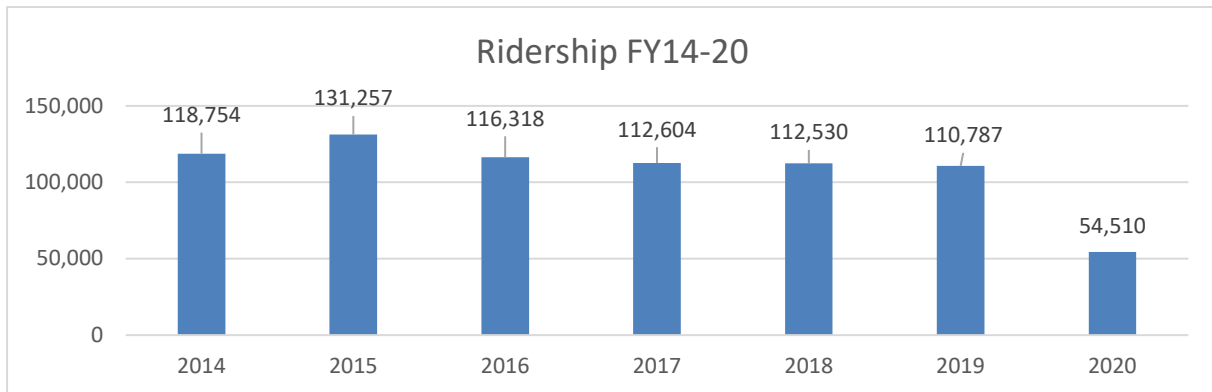
Funding and Expenditures

Section 5311 Awarded**	\$ 237,933
CARES Act	\$ 449,648
Revenue	\$ 183,762
Local Match	\$ 0
Title III-B Funds**	<u>\$ 14,498</u>
Total	\$ 885,841

State Funds**	\$ 59,500
----------------------	-----------

Total Cost Per Ride	\$ 5.59
Total Cost Per Mile	\$ 3.02
State & Federal Cost Per Ride	\$ 6.04
State & Federal Cost per Mile	\$ 3.27

Total Revenue Hours	9,106
Total Revenue Miles	124,456



** State and Federal Cost per ride/mile is Section 5311, Title III-B Funds and State Funds together divided by rides/miles.

Dakota Transit Association Conference



Watertown, South Dakota

September 12-16th, 2020

The Dakota Transit Association was formed in 1985 to address the need for greater communication between transportation providers and to serve as a unified voice for public transportation agencies within the state of North and South Dakota at the national level. Each year, transit agencies and State DOT's from both North and South Dakota meet for an annual conference. The conference awards ceremony is an opportunity to recognize those who have contributed their skills and talents to help make public transportation in the Dakotas as successful as it is today.



(Pictured from left to right: Friend of Transit Randy Tupper – CTWSI, Inc; Outstanding Support Staff Kelvin Boschee; Above and Beyond Community Transit of Watertown/Sisseton; Driver of the Year Dave Gabel ,)

Dakota Transit Association Driver Training and Roadeo

Watertown, South Dakota

September 12-16th, 2020

The Dakota Transit Association (DTA) hosts the annual Driver Roadeo as the kickoff to the DTA conference. The DTA Roadeo is an opportunity for drivers to gain recognition for their driving skills. While there are awards for the top finishers, winning is not the primary reason for this competition. The Roadeo is an opportunity to test their skills and meet others in the profession.

Top 5 South Dakota Participants



(Pictured from left to right: Lee Moseley 1st place River Cities Public Transit (RCPT), Jeff Howen 3rd place RCPT, Wambli Meeter 4th place RCPT, Joe Malmassari 5th place RCPT, Kristine Madsen 2nd place Brookings Area Transit)

Top 4 North Dakota Participants



(Pictured: Terry Holland 1st place West River Transit, Dustin Limburg 2nd place South Central Adult Services, Stevenson St. Louis 3rd place South Central Services, Larry Moser 4th place James River Transit)

South Dakota Department of Transportation
Division of the Secretariat
Office of Air, Rail and Transit
700 East Broadway Avenue
Pierre, SD 57501-2586
605-773-3574

300 Copies of this Book Were Printed.