

**State of South Dakota
Department of Transportation**

**Public and Specialized Transportation
Fiscal Year 2006**

Prepared by:
South Dakota Department of Transportation
Division of Finance & Management
Office of Local Transportation Programs
700 East Broadway Avenue
Pierre, South Dakota 57501-2586
Telephone: (605) 773-4169
(605) 773-7038
(605) 773-3574
Fax: (605) 773-4870
[HTTP://www.sddot.com/fpa/transit](http://www.sddot.com/fpa/transit)

Introduction

Welcome to the South Dakota Department of Transportation's Public and Special Transportation statistical report for Fiscal Year 2006.

This report is published annually and condenses the fiscal year administration and operational records for the 21 rural public transit systems in South Dakota. The report is published largely to provide information about the performance of the public transit programs for the current fiscal year. The report is distributed to state and local officials, support agencies, and boards of directors.

Please send any questions or comments to:

**Melissa Hull or Jackie Mattheis
South Dakota Department of Transportation
Division of Finance & Management
Office of Local Transportation Programs
700 East Broadway Avenue
Pierre, South Dakota 57501-2586
Melissa.Hull@state.sd.us—605/773-7038
Jackie.Mattheis@state.sd.us—605/773-4169**



Table of Contents

Introduction	2
Executive Summary	4-5
Chapter 1 Fiscal Year 2006 Specialized Transportation Statistics	6
Chapter 2 Fiscal Year 2006 Section 5311—Administration and Operating Statistics	7
Rural Public Transportation System Data	9-29
Chapter 3 Other Fiscal Year 2006 Transit Program Statistics	30

Executive Summary

Public and specialized transportation services in South Dakota continue to grow. Approximately 53 organizations are currently providing some form of transit services covering approximately 70 percent of the geographic area within South Dakota. These transit organizations assist a growing number of elderly citizens, citizens with disabilities, school age children and low income citizens gain access to needed medical, nutrition, education, employment, social and commercial services, particularly in the rural areas of South Dakota.

Transit providers range in size from the City of Sioux Falls Transit, which provides daily fixed route/fixed schedule services, to small senior citizen centers in rural small towns which provide demand-response services with schedules and destinations determined on a day-to-day basis.

The South Dakota Department of Transportation, Division of Finance & Management, Office of Local Transportation Programs, administers several programs through the United States Federal Transit Administration (FTA) which support public and specialized transportation service providers in South Dakota. These programs include:

1. Section 5303 urban transit planning assistance program funds transit planning activities in the metropolitan areas of South Dakota including Sioux Falls, Rapid City, and North Sioux City.
2. Section 5310 program provides capital grants to private nonprofit organizations to assist them in providing transportation services for elderly persons and/or persons with disabilities.

Section 5310 declares a national policy that elderly persons and persons with disabilities have the same right as other persons to utilize mass transportation services and facilities; that special efforts shall be made in the planning and design of mass transportation facilities and services to assure their availability to elderly persons and persons with disabilities; and that all Federal programs offering assistance in the field of mass transportation should contain provisions implementing this policy.

The goal of the Section 5310 program is to provide assistance in meeting the transportation needs of elderly persons and persons with disabilities where public transportation services are unavailable, insufficient, or inappropriate. The Section 5310 program is designed to supplement FTA's other capital assistance programs by funding transportation projects for elderly persons and persons with disabilities in all areas: urbanized, small urban, and rural. Although grant recipients are private nonprofit organizations usually with specific clientele; transportation services funded under this program may be open to other riders once the immediate transportation needs of the grant recipient's organization are satisfied.

3. Section 5311 provides capital, administration, and operating grants for public transportation service projects in non-urbanized areas (less than 50,000 population).

Section 5311 funds are available for capital, operating and project administration costs for rural public transportation projects in areas other than urbanized areas (50,000 population). Public transportation is defined to mean mass transportation by bus, rail, or other conveyance, either publicly or privately owned, which provides service to the general public on a regular and continuing basis. Public transportation services funded by Section 5311 may be designed to maximize usage by transportation disadvantaged persons, provided that the general public is offered an equal opportunity to utilize the transportation services.

Executive Summary—Continued

Capital expenses under Sections 5309 and 5311 programs include the acquisition, construction, and improvement of public transportation facilities and equipment needed for an efficient and coordinated public transportation system.

4. The FTA Section 18(h) Rural Technical Assistance (RTAP) program provides funds to support the training and technical assistance needs of rural transit operators and drivers.
5. The South Dakota Public and Specialized Transportation Assistance Fund provides state dollars to help meet the local matching fund requirements of Federal transit program grantees.

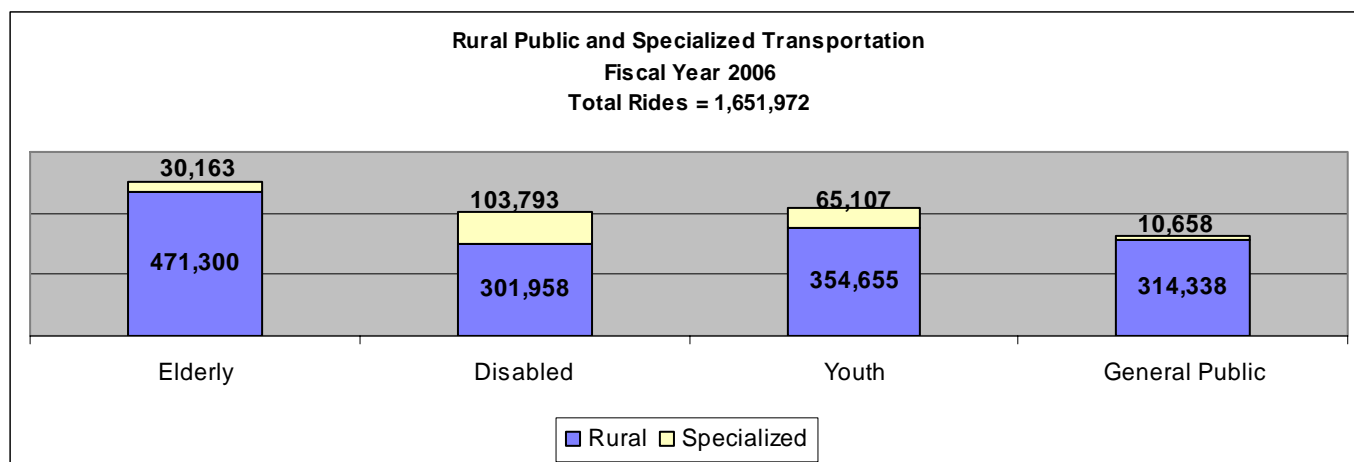
The Office of Local Transportation Programs and the South Dakota Department of Social Services, Division of Adult Services and Aging have again agreed to work in close coordination in matters pertaining to transportation services for people who are elderly or have disabilities. Each year, the Division of Adult Services and Aging provides funds, which are dispersed through our office to offset transportation costs for some agencies. Transportation is considered a supportive function eligible through Title III-B. These funds are referred to as Title III-B funds throughout this book.

During Fiscal Year 2006, 319 vehicles funded by FTA Section 5309, FTA Section 5310, and FTA Section 5311, including a few non-FTA funded vehicles receiving FTA Section 5311 operating funds, provided rural public and special transportation services in South Dakota. These 319 vehicles traveled 3,675,427 miles and carried 1,651,972 passengers during Fiscal Year 2006.

The transit systems operating in Sioux Falls and Rapid City receive FTA Section 5307 urban transit capital and operating funds directly from FTA. During Calendar Year 2006, Sioux Falls and Rapid City public transit vehicles traveled 1,283,723 miles and carried 1,205,994 passengers.

The Deadwood Trolley System provided 268,388 rides and traveled 125,000 miles during Fiscal Year 2006.

Public and special transportation service providers are a key element in the successful implementation of numerous other state policy objectives. Another benefited state policy is the effort to keep citizens who are elderly and citizens with disabilities in their own homes and communities, in an independent living status, instead of forcing them into the more costly nursing home environment or requiring them to migrate to large urban areas for needed services.

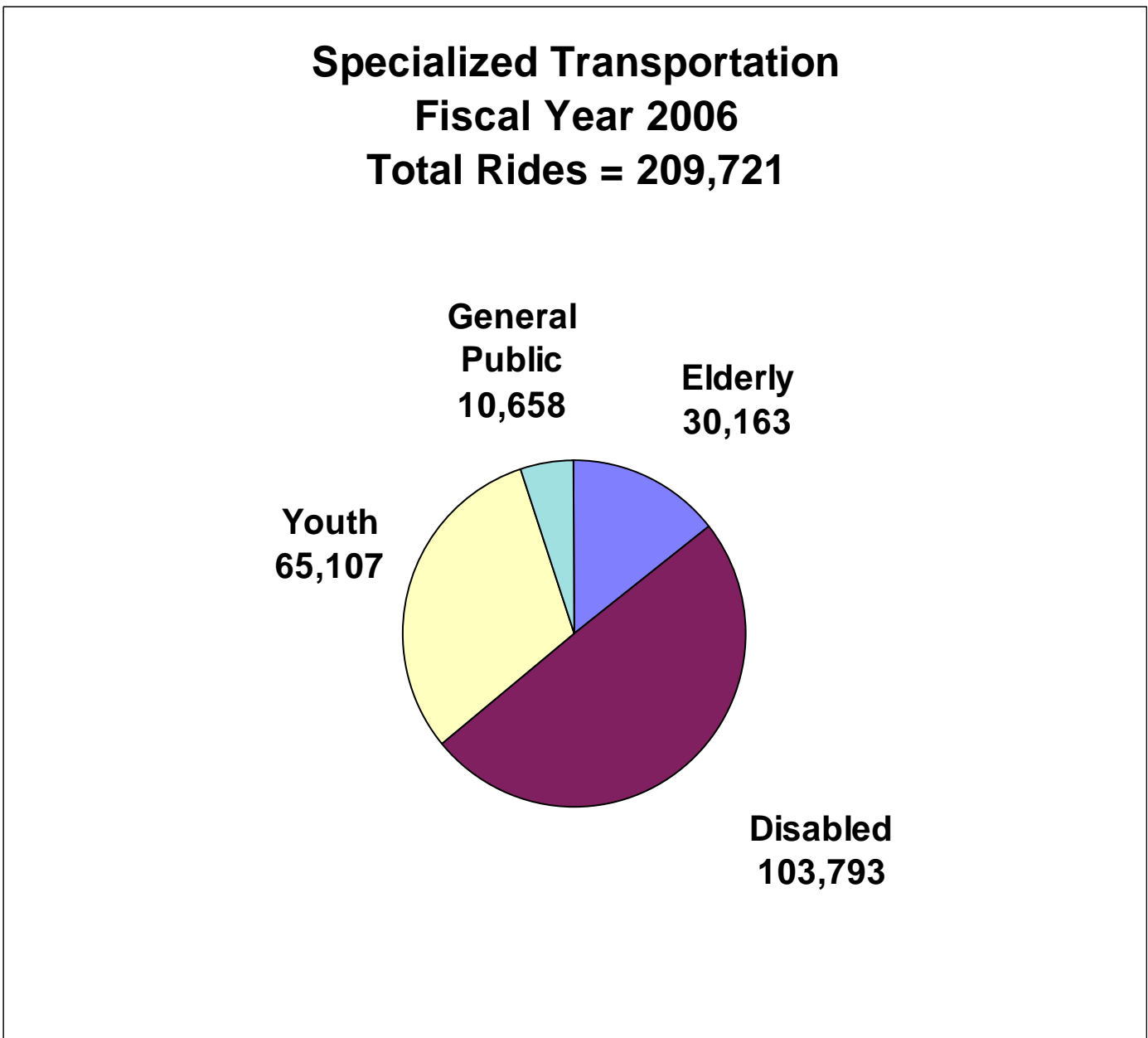


Chapter 1 Fiscal Year 2006 Specialized Transportation Statistics

During Fiscal Year 2006, 83 vehicles operating in South Dakota providing specialized transportation were funded under FTA Section 5309 and FTA Section 5310 programs.

These 83 vehicles traveled 476,463 miles and carried 209,721 passengers.

This graph indicates that citizens with disabilities were the major users of specialized transportation services in South Dakota during Fiscal Year 2006.



Chapter 2 Fiscal Year 2006 Administration and Operating Statistics

The goals of Section 5311 program are to:

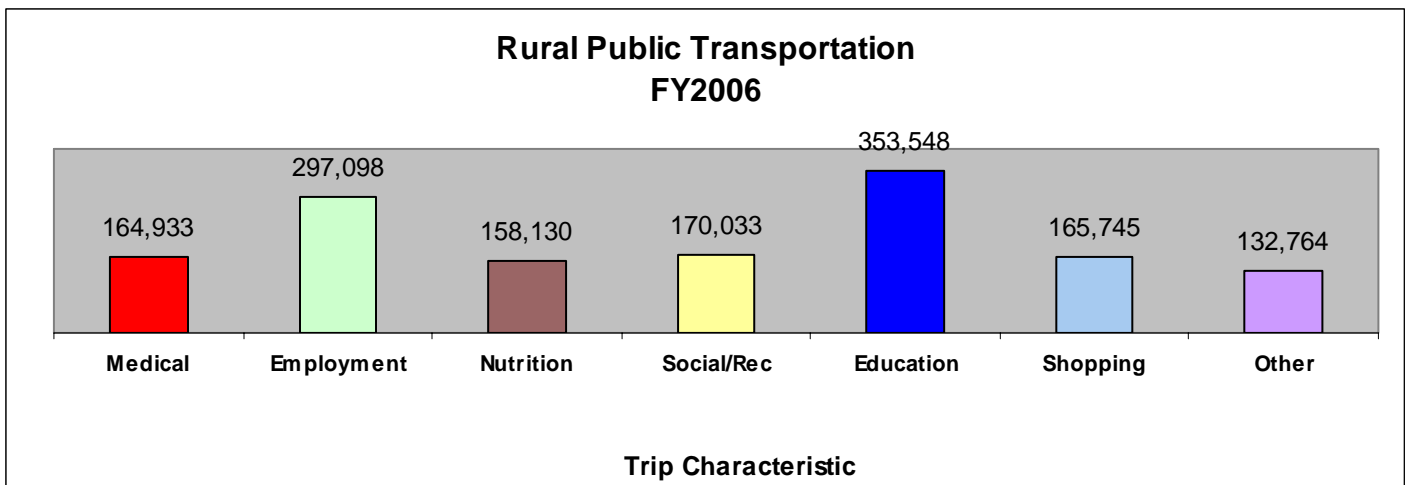
- ◆ Enhance the access of people in non-urbanized areas to health care, shopping, education, employment, public service, and recreation
 - ◆ Assist in the maintenance, development, improvement, and use of public transportation systems in rural and small urban areas.
- ◆ Encourage and make possible the most efficient use of federal funds used to provide passenger transportation in non-urbanized areas through the coordination of programs and services.

The Section 5311 program treats project administration expenses as a separate cost category from capital and operating expenses. Administration expenses are considered “non-operating”, and are funded at 82.82% Federal share.

Operating expenses are considered those costs directly related to system operation. Net operating expenses are those that remain after operating revenues are subtracted from eligible operating expenses. Operating expenses are funded at 51.76% Federal share of the net operating expenses.

Local funds for the 21 rural public transit agencies represent over \$2.83 million. On average, local funds represent 39.94% of the funding to keep the rural public transits operating.

During Fiscal Year 2006, 21 organizations provided rural public demand-response transportation services in South Dakota. These organizations operated 236 vehicles and contracted with one taxi cab company for a total expenditure of \$7,089,561.84. These vehicles traveled 3,198,964 miles and carried 1,442,251 passengers.



Funding Sources of Rural Public Transit Systems Fiscal Year 2006

Section 5311 Funds = \$3,306,380.22

Local Funds = \$2,831,833.62

State Funds = \$673,009.00

Title III-B Funds = \$278,339.00

Aberdeen Ride Line – Aberdeen, South Dakota

Director: Dave Osborn

Aberdeen Ride Line serves Aberdeen and Brown County. Service is provided as requested in the county and smaller communities. Service is Monday through Friday, 7am to 7pm. Aberdeen Ride Line is a ticket agent and feeder service for the inter-city bus service Jefferson Lines. Aberdeen Ride Line has 18 vehicles in operation.

Total Ridership and Miles Driven:

		Ride Type:	
Total Miles Driven:	336,701	Medical:	17,150
		Employment:	28,886
		Nutrition:	1,168
		Social/Recreation:	7,571
		Education:	39,989
		Shopping:	7,555
		Other:	<u>2,843</u>
		Total:	105,162
Ridership Characteristic:			
Elderly:	26,623		
Disabled:	57,055		
Youth:	8,723		
General Public:	<u>12,761</u>		
Total:	105,162		

Funding and Expenditures:

Section 5311 Funds:	\$143,253.31	Total Administration Costs*:	\$ 85,015.67
Title III-B Funds:	\$ 15,223.00	Total Operating Costs:	<u>\$272,024.84</u>
State Funds:	<u>\$ 50,979.00</u>	Total Expenditures:	\$357,040.51
Total State and Federal Funds:	\$209,455.31	*Includes vehicle insurance costs.	
Local Funds**:	<u>\$147,585.20</u>	Insurance Cost:	\$14,251.00
Total Funding:	\$357,040.51	Insurance / Vehicle:	\$750.05

****Local Funds represent 41.34% of Total Funds.**

Rider Fares and Bus Donations = \$49,813.35

Total Cost per Ride:	\$3.40	State and Federal Cost per Ride:	\$1.99
Total Cost per Mile:	\$1.06	State and Federal Cost per Mile:	\$0.62

Arrow Transit - Lemmon, South Dakota

Director: Christina Block

Arrow Transit serves Bison, Faith and Lemmon. Lemmon service is Monday through Friday from 7:30am to 5:15pm, and Sunday from 8:00am to 1:00pm. Arrow Transit provides regular scheduled trips to Bismarck, Dickinson, and Hettinger, ND, and to Rapid City, SD. Faith service is on-call upon request Monday through Friday and Sundays. Bison provides two trips a month to Lemmon, Hettinger or Bowman, ND, upon request for medical needs. Arrow Transit has 20 vehicles in operation.

Total Ridership and Miles Driven:

		Ride Type:	
Total Miles Driven:	150,710	Medical:	3,935
		Employment:	12,594
		Nutrition:	12,400
		Social/Recreation:	9,809
		Education:	9,843
		Shopping:	17,132
		Other:	<u>0</u>
Total:	65,713	Total:	65,713

Ridership Characteristic:

Elderly:	32,888
Disabled:	17,600
Youth:	11,374
General Public:	<u>3,851</u>
Total:	65,713

Funding and Expenditures:

Section 5311 Funds:	\$93,809.00	Total Administration Costs*:\$114,548.29
Title III-B Funds:	\$10,358.00	Total Operating Costs: <u>\$159,550.38</u>
State Funds:	<u>\$29,951.00</u>	Total Expenditures: \$274,098.67
Total State and Federal Funds: \$134,118.00		*Includes vehicle insurance costs.
Local Funds**:	<u>\$139,980.67</u>	Insurance Cost: \$35,592.93
Total Funding: \$274,098.67		Insurance / Vehicle: \$ 1,779.65

****Local Funds represent 51.07% of Total Funds.**

Rider Fares and Bus Donations = \$24,614.34

Total Cost per Ride:	\$4.17	State and Federal Cost per Ride: \$2.04
Total Cost per Mile:	\$1.82	State and Federal Cost per Mile: \$0.89

Brandon City Transit - Brandon, South Dakota

Director: Jessica Pickett

Brandon City Transit serves the City of Brandon. Service is provided Monday through Friday 9:00am to 2:30pm and Sundays for church services.

Brandon City Transit has 1 vehicle in operation.

Total Ridership and Miles Driven:

		Ride Type:	
Total Miles Driven:	11,982	Medical:	647
		Employment:	185
		Nutrition:	0
		Social/Recreation:	482
		Education:	2,023
		Shopping:	1,923
		Other:	<u>1,184</u>
		Total:	6,444
		Ridership Characteristic:	
Elderly:	3,551		
Disabled:	83		
Youth:	2,453		
General Public:	<u>357</u>		
Total:	6,444		

Funding and Expenditures:

Section 5311 Funds:	\$23,146.18	Total Administration Costs*:	\$10,083.00
Title III-B Funds:	\$ 1,082.00	Total Operating Costs:	<u>\$36,155.76</u>
State Funds:	<u>\$ 4,705.00</u>	Total Expenditures:	\$46,238.76
Total State and Federal Funds:	\$28,933.18	*Includes vehicle insurance costs.	
Local Funds**:	<u>\$17,305.58</u>	Insurance Cost:	\$1,038.00
Total Funding:	\$46,238.76	Insurance / Vehicle:	\$1,038.00

****Local Funds represent 37.43% of Total Funds.**

Rider Fares and Bus Donations = \$2,481.77

Total Cost per Ride:	\$7.18	State and Federal Cost per Ride:	\$4.49
Total Cost per Mile:	\$3.86	State and Federal Cost per Mile:	\$2.41

Brookings Area Transit Authority - Brookings, South Dakota

Director: Brenda Schweitzer

Brookings Area Transit Authority serves Brookings and Brookings County. Service in Brookings is Monday through Saturday from 7:30am to 10:00pm and Sundays from 8:00am to 6:00pm. Advance reservation required. Service in Brookings County area communities upon request. Service available to Watertown and Sioux Falls with arrangements made through the office. Brookings Area Transit Authority is a ticket agent and feeder service for the inter-city bus service Jefferson Lines. Brookings has 10 vehicles in operation.

Total Ridership and Miles Driven:

		Ride Type:	
Total Miles Driven:	140,570	Medical:	7,344
		Employment:	17,037
		Nutrition:	3,111
		Social/Recreation:	29,028
		Education:	25,574
		Shopping:	11,235
		Other:	<u>0</u>
		Total:	93,329
		Ridership Characteristic:	
Elderly:	15,611		
Disabled:	13,471		
Youth:	43,819		
General Public:	<u>20,428</u>		
Total:	93,329		

Funding and Expenditures:

Section 5311 Funds:	\$206,569.30	Total Administration Costs*:	\$ 132,283.95
Title III-B Funds:	\$ 9,168.00	Total Operating Costs:	<u>\$251,828.41</u>
State Funds:	<u>\$ 40,855.00</u>	Total Expenditures:	\$384,112.36
Total State and Federal Funds:	\$256,592.30	*Includes vehicle insurance costs.	
Local Funds**:	<u>\$127,520.06</u>	Insurance Cost:	\$14,459.78
Total Funding:	\$384,112.36	Insurance / Vehicle:	\$1,445.98

****Local Funds represent 33.20% of Total Funds.**

Rider Fares and Bus Donations = \$60,109.54

Total Cost per Ride:	\$4.12	State and Federal Cost per Ride:	\$2.75
Total Cost per Mile:	\$2.73	State and Federal Cost per Mile:	\$1.83

Community Transit - Sisseton, South Dakota

Director: Carol Seurer

Community Transit serves Milbank, Lennox, Sisseton, Webster, Eureka, Bowdle and Britton daily. Service in Marshall, Day, Roberts, Edmunds, Campbell, and McPherson counties is provided upon request. Community Transit has 15 vehicles in operation.

Total Ridership and Miles Driven:

		Ride Type:	
Total Miles Driven:	152,773	Medical:	9,486
		Employment:	821
		Nutrition:	29,272
		Social/Recreation:	5,835
		Education:	14,794
		Shopping:	20,318
		Other:	<u>4,151</u>
		Total:	84,677
Ridership Characteristic:			
Elderly:	62,531		
Disabled:	2,390		
Youth:	11,911		
General Public:	<u>7,845</u>		
Total:	84,677		

Funding and Expenditures:

Section 5311 Funds:	\$185,431.99	Total Administration Costs*:	\$124,785.62
Title III-B Funds:	\$ 31,603.00	Total Operating Costs:	<u>\$213,428.18</u>
State Funds:	<u>\$ 38,553.00</u>	Total Expenditures:	\$338,213.80
Total State and Federal Funds:	\$255,587.99	*Includes vehicle insurance costs.	
Local Funds**:	<u>\$ 82,625.81</u>	Insurance Cost:	\$48,400.75
Total Funding:	\$338,213.80	Insurance / Vehicle:	\$ 3,226.72

****Local Funds represent 24.43% of Total Funds.**

Rider Fares and Bus Donations = \$46,943.26

Total Cost per Ride:	\$3.99	State and Federal Cost per Ride:	\$3.02
Total Cost per Mile:	\$2.21	State and Federal Cost per Mile:	\$1.67

Dell Rapids Transit - Dell Rapids, South Dakota

Director: Jessica Pickett

Dell Rapids Transit serves the City of Dell Rapids. Service is provided Tuesday through Thursday from 9:00am to 3:30pm. Dell Rapids Transit has 1 vehicle in operation.

Total Ridership and Miles Driven:

		Ride Type:	
Total Miles Driven:	5,607	Medical:	128
		Employment:	3
Ridership Characteristic:		Nutrition:	0
Elderly:	1,531	Social/Recreation:	197
Disabled:	0	Education:	567
Youth:	601	Shopping:	1,268
General Public:	<u>75</u>	Other:	<u>44</u>
Total:	2,207	Total:	2,207

Funding and Expenditures:

Section 5311 Funds:	\$11,135.63	Total Administration Costs*:	\$ 8,445.03
Title III-B Funds:	\$ 1,082.00	Total Operating Costs:	<u>\$12,289.20</u>
State Funds:	<u>\$ 2,000.00</u>	Total Expenditures:	\$20,734.23
Total State and Federal Funds:	\$14,217.63	*Includes vehicle insurance costs.	
Local Funds**:	<u>\$ 6,516.60</u>	Insurance Cost:	\$614.03
Total Funding:	\$20,734.23	Insurance / Vehicle:	\$614.03

****Local Funds represent 31.43% of Total Funds.**

Rider Fares and Bus Donations = \$2,072.50

Total Cost per Ride:	\$9.39	State and Federal Cost per Ride:	\$6.44
Total Cost per Mile:	\$3.70	State and Federal Cost per Mile:	\$2.54

East Dakota Transit - Madison, South Dakota

Director: Jessica Pickett

East Dakota transit serves Madison and Lake County. Service in Madison is provided during the school year, Monday through Friday from 7:30am to 4:30pm and during the summer from 8:00am to 4:30pm; and as needed in the county and smaller communities. Services is provided on Sundays for church services. East Dakota Transit has 3 vehicles in operation.

Total Ridership and Miles Driven:

		Ride Type:	
Total Miles Driven:	28,496	Medical:	1,844
		Employment:	7,090
		Nutrition:	291
		Social/Recreation:	1,425
		Education:	6,046
		Shopping:	608
		Other:	<u>1,105</u>
		Total:	18,409
Ridership Characteristic:			
Elderly:	1,763		
Disabled:	9,145		
Youth:	6,012		
General Public:	<u>1,489</u>		
Total:	18,409		

Funding and Expenditures:

Section 5311 Funds:	\$59,023.43	Total Administration Costs*:	\$29,807.14
Title III-B Funds:	\$ 4,600.00	Total Operating Costs:	<u>\$90,438.05</u>
State Funds:	<u>\$ 8,943.00</u>	Total Expenditures:	\$120,245.19
Total State and Federal Funds:	\$72,566.43	*Includes vehicle insurance costs.	
Local Funds**:	<u>\$47,678.76</u>	Insurance Cost:	\$8,008.47
Total Funding:	\$120,245.19	Insurance / Vehicle:	\$2,669.49

****Local Funds represent 39.65% of Total Funds.**

Rider Fares and Bus Donations = \$20,075.21

Total Cost per Ride:	\$6.53	State and Federal Cost per Ride:	\$3.94
Total Cost per Mile:	\$4.22	State and Federal Cost per Mile:	\$2.55

Inter-Lakes Community Action Transit - Madison, South Dakota

Director: Jessica Pickett

Inter-Lakes Community Action Transit serves Deuel, Miner and Moody counties and communities. Service is provided upon request with regular Monday through Friday service in Flandreau and Clear Lake. Regular service in Howard, Tuesday through Friday and two Mondays a month. Inter-Lakes Community Action Transit has 3 vehicles in operation.

Total Ridership and Miles Driven:

		Ride Type:	
Total Miles Driven:	24,673	Medical:	2,512
		Employment:	314
		Nutrition:	1,146
		Social/Recreation:	3,239
		Education:	3,231
		Shopping:	3,933
		Other:	<u>1,438</u>
		Total:	15,813
Ridership Characteristic:			
Elderly:	11,445		
Disabled:	472		
Youth:	3,220		
General Public:	<u>676</u>		
Total:	15,813		

Funding and Expenditures:

Section 5311 Funds:	\$44,784.36	Total Administration Costs*:	\$18,809.36
Title III-B Funds:	\$ 4,299.00	Total Operating Costs:	<u>\$70,364.54</u>
State Funds:	<u>\$ 8,655.00</u>	Total Expenditures:	\$89,173.90
Total State and Federal Funds:	\$57,868.36	*Includes vehicle insurance costs.	
Local Funds**:	<u>\$31,305.54</u>	Insurance Cost:	\$3,149.91
Total Funding:	\$89,173.90	Insurance / Vehicle:	\$1,049.97

****Local Funds represent 35.11% of Total Funds.**

Rider Fares and Bus Donations = \$9,011.86

Total Cost per Ride:	\$5.64	State and Federal Cost per Ride:	\$3.66
Total Cost per Mile:	\$3.61	State and Federal Cost per Mile:	\$2.35

Palace Transit - Mitchell, South Dakota

Director: Brenda Paradis

Palace Transit serves Mitchell and Davison County. Mitchell service is provided Monday through Thursday from 5:30am to 1:00am. Friday from 5:30am to 3:00am, Saturday 6:00am to 3:00am, Sunday 6:00am to 10:00pm. Service in the county and smaller communities is provided upon request. Palace Transit has 17 vehicles in operation.

Total Ridership and Miles Driven:

		Ride Type:	
Total Miles Driven:	231,973	Medical:	17,845
		Employment:	23,013
		Nutrition:	8,391
		Social/Recreation:	41,066
		Education:	30,927
		Shopping:	5,856
		Other:	<u>1,707</u>
		Total:	128,805
Ridership Characteristic:			
Elderly:	23,487		
Disabled:	34,396		
Youth:	41,934		
General Public:	<u>28,988</u>		
Total:	128,805		

Funding and Expenditures:

Section 5311 Funds:	\$242,030.05	Total Administration Costs*:	\$88,140.34
Title III-B Funds:	\$ 18,840.00	Total Operating Costs:	<u>\$441,228.66</u>
State Funds:	<u>\$ 73,410.00</u>	Total Expenditures:	\$529,369.00
Total State and Federal Funds:	\$334,280.05	*Includes vehicle insurance costs.	
Local Funds**:	<u>\$195,088.95</u>	Insurance Cost:	\$8,097.00
Total Funding:	\$529,369.00	Insurance / Vehicle:	\$476.29

****Local Funds represent 36.85% of Total Funds.**

Rider Fares and Bus Donations = \$72,012.02

Total Cost per Ride:	\$4.11	State and Federal Cost per Ride:	\$2.60
Total Cost per Mile:	\$2.28	State and Federal Cost per Mile:	\$1.44

People's Transit - Huron, South Dakota

Director: Sandy Mack

People's Transit serves Huron and Beadle County. Service in the county and smaller communities is provided upon request. Huron service is Monday through Friday from 7:00am to 7:00pm for scheduled appointments. People's Transit has 11 vehicles in operation.

Total Ridership and Miles Driven:

		Ride Type:	
Total Miles Driven:	133,519	Medical:	28,393
		Employment:	28,845
		Nutrition:	3,726
		Social/Recreation:	18,663
		Education:	26,719
		Shopping:	18,272
		Other:	<u>10,525</u>
		Total:	135,143
Ridership Characteristic:			
Elderly:	56,053		
Disabled:	35,138		
Youth:	28,603		
General Public:	<u>15,349</u>		
Total:	135,143		

Funding and Expenditures:

Section 5311 Funds:	\$199,020.22	Total Administration Costs*:	\$109,196.96
Title III-B Funds:	\$ 18,265.00	Total Operating Costs:	<u>\$293,685.79</u>
State Funds:	<u>\$ 48,140.00</u>	Total Expenditures:	\$402,882.75
Total State and Federal Funds:	\$265,425.22	*Includes vehicle insurance costs.	
Local Funds**:	<u>\$137,457.53</u>	Insurance Cost:	\$28,603.00
Total Funding:	\$402,882.75	Insurance / Vehicle:	\$2,600.27

****Local Funds represent 34.12% of Total Funds.**

Rider Fares and Bus Donations = \$40,709.10

Total Cost per Ride:	\$2.98	State and Federal Cost per Ride:	\$1.96
Total Cost per Mile:	\$3.02	State and Federal Cost per Mile:	\$1.99

River Cities Transit - Pierre, South Dakota

Director: Ron Baumgart

River Cities Transit provides 24-hour service in Pierre, Fort Pierre and the surrounding area. Also serving Gettysburg, Lower Brule, Blunt, Harrold, Vivian and Highmore. All totals include transit programs for Pierre, Lower Brule and Gettysburg. River Cities Transit is a ticket agent and feeder service for the inter-city bus service Jefferson Lines. River Cities Transit has 32 vehicles in operation.

Total Ridership and Miles Driven:

		Ride Type:	
Total Miles Driven:	592,170	Medical:	11,440
		Employment:	44,931
		Nutrition:	3,223
		Social/Recreation:	0
		Education:	75,123
		Shopping:	8,081
		Other:	<u>72,444</u>
		Total:	215,242
Ridership Characteristic:			
Elderly:	36,433		
Disabled:	6,288		
Youth:	77,865		
General Public:	<u>94,656</u>		
Total:	215,242		

Funding and Expenditures:

Section 5311 Funds:	\$892,133.10	Total Administration Costs*:	\$ 549,914.46
Title III-B Funds:	\$ 13,348.00	Total Operating Costs:	<u>\$1,183,052.32</u>
State Funds:	<u>\$ 57,032.00</u>	Total Expenditures:	\$1,732,966.78
Total State and Federal Funds:	\$962,513.10	*Includes vehicle insurance costs.	
Local Funds**:	<u>\$770,453.68</u>	Insurance Cost:	\$72,936.16
Total Funding:	\$1,732,966.78	Insurance / Vehicle:	\$2,279.26

****Local Funds represent 44.46% of Total Funds.**

Rider Fares and Bus Donations = \$150,950.00

Total Cost per Ride:	\$8.05	State and Federal Cost per Ride:	\$4.47
Total Cost per Mile:	\$2.93	State and Federal Cost per Mile:	\$1.63

ROCS Transit - Lake Andes, South Dakota

Director: Winnie Jo Jons

ROCS Transit serves the counties of Aurora, Bon Homme, Charles Mix, Douglas, Gregory, Hanson and Turner. Also serving cities of Beresford, Bridgewater, Canton, Hudson, Wessington Springs, Winner and Tripp. Regular trips to Mitchell, Yankton and Sioux Falls are available in most areas upon request. ROCS Transit has 34 vehicles in operation.

Total Ridership and Miles Driven:

		Ride Type:	
Total Miles Driven:	297,850	Medical:	13,521
		Employment:	18,078
		Nutrition:	69,707
		Social/Recreation:	10,529
		Education:	44,543
		Shopping:	16,150
		Other:	<u>3,387</u>
		Total:	175,915
Ridership Characteristic:			
Elderly:	108,058		
Disabled:	20,026		
Youth:	41,712		
General Public:	<u>6,119</u>		
Total:	175,915		

Funding and Expenditures:

Section 5311 Funds:	\$326,583.00	Total Administration Costs*:	\$164,416.08
Title III-B Funds:	\$ 34,757.00	Total Operating Costs:	<u>\$582,157.84</u>
State Funds:	<u>\$ 67,243.00</u>	Total Expenditures:	\$746,573.92
Total State and Federal Funds:	\$428,583.00	*Includes vehicle insurance costs.	
Local Funds**:	<u>\$317,990.92</u>	Insurance Cost:	\$32,329.00
Total Funding:	\$746,573.92	Insurance / Vehicle:	\$950.85

****Local Funds represent 42.59% of Total Funds.**

Rider Fares and Bus Donations = \$90,374.49

Total Cost per Ride:	\$4.24	State and Federal Cost per Ride:	\$2.44
Total Cost per Mile:	\$2.51	State and Federal Cost per Mile:	\$1.44

Rosebud Sioux Tribe Transportation - Rosebud, South Dakota

Director: LeRoy Sleeping Bear

Rosebud Sioux Tribe Transportation serves the Rosebud Indian Reservation and communities in Todd and Mellette Counties. Service is provided upon request with regular trips to Rapid City, Pierre, Sioux Falls, Yankton, and Valentine, Nebraska. Rosebud Sioux Tribe Transportation has 7 vehicles in operation.

Total Ridership and Miles Driven:

		Ride Type:	
Total Miles Driven:	302,347	Medical:	8,473
		Employment:	25,054
		Nutrition:	5,490
		Social/Recreation:	297
		Education:	347
		Shopping:	1,038
		Other:	<u>25,720</u>
		Total:	66,419
Ridership Characteristic:			
Elderly:	7,014		
Disabled:	210		
Youth:	338		
General Public:	<u>58,857</u>		
Total:	66,419		

Funding and Expenditures:

Section 5311 Funds:	\$84,023.84	Total Administration Costs*:	\$53,473.74
Title III-B Funds:	\$ 0	Total Operating Costs:	<u>\$161,670.40</u>
State Funds:	<u>\$27,945.00</u>	Total Expenditures:	\$215,144.14
Total State and Federal Funds:	\$111,968.84	*Includes vehicle insurance costs.	
Local Funds**:	<u>\$103,175.30</u>	Insurance Cost:	\$7,000.00
Total Funding:	\$215,144.14	Insurance / Vehicle:	\$1,000.00

****Local Funds represent 47.96% of Total Funds.**

Rider Fares and Bus Donations = \$15,100.99

Total Cost per Ride:	\$3.24	State and Federal Cost per Ride:	\$1.69
Total Cost per Mile:	\$0.71	State and Federal Cost per Mile:	\$0.37

Sanborn County Transit - Woonsocket, South Dakota

Director: Myrna Peterson

Sanborn County Transit serves Sanborn County. Service is provided upon request with regular trips to Wessington Springs, Mitchell and Huron. Sanborn County Transit has 2 vehicles in operation.

Total Ridership and Miles Driven:

		Ride Type:	
Total Miles Driven:	9,195	Medical:	395
		Employment:	26
		Nutrition:	506
		Social/Recreation:	101
		Education:	0
		Shopping:	2,301
		Other:	<u>4</u>
		Total:	3,333
Ridership Characteristic:			
Elderly:	2,717		
Disabled:	0		
Youth:	4		
General Public:	<u>612</u>		
Total:	3,333		

Funding and Expenditures:

Section 5311 Funds:	\$17,015.81	Total Administration Costs*:	\$11,747.78
Title III-B Funds	\$ 1,772.00	Total Operating Costs:	<u>\$25,095.43</u>
State Funds:	<u>\$ 3,732.00</u>	Total Expenditures:	\$36,843.21
Total State and Federal Funds:	\$22,519.81	*Includes vehicle insurance costs.	
Local Funds**:	<u>\$14,323.40</u>	Insurance Cost:	\$1,648.12
Total Funding:	\$36,843.21	Insurance / Vehicle:	\$824.06

****Local Funds represent 38.88% of Total Funds.**

Rider Fares and Bus Donations = \$865.55

Total Cost per Ride:	\$11.05	State and Federal Cost per Ride:	\$6.76
Total Cost per Mile:	\$4.01	State and Federal Cost per Mile:	\$2.45

Siouxland Regional Transit System - Sioux City, Iowa

Director: Sandy Langel

Siouxland Regional Transit System serves southern Union County including Jefferson, Elk Point, North Sioux City, and Dakota Dunes upon request. Service is available Monday through Friday 9:00am through 5:00pm. Siouxland Regional Transit System has 1 vehicle in operation.

Total Ridership and Miles Driven:

		Ride Type:	
Total Miles Driven:	28,296	Medical:	1,170
		Employment:	158
		Nutrition:	30
		Social/Recreation:	11
		Education:	11
		Shopping:	0
		Other:	<u>10</u>
		Total:	1,390
		Ridership Characteristic:	
Elderly:	1,232		
Disabled:	99		
Youth:	10		
General Public:	<u>49</u>		
Total:	1,390		

Funding and Expenditures:

Section 5311 Funds:	\$34,863.15	Total Administration Costs*:	\$13,972.37
Title III-B Funds:	\$ 0	Total Operating Costs:	<u>\$59,198.72</u>
State Funds:	<u>\$ 7,669.00</u>	Total Expenditures:	\$73,171.09
Total State and Federal Funds:	\$42,532.15	*Includes vehicle insurance costs.	
Local Funds**:	<u>\$30,638.94</u>	Insurance Cost:	\$5,163.75
Total Funding:	\$73,171.09	Insurance / Vehicle:	\$5,163.75

****Local Funds represent 41.87% of Total Funds.**

Rider Fares and Bus Donations = \$9,399.00

Total Cost per Ride:	\$52.64	State and Federal Cost per Ride:	\$30.60
Total Cost per Mile:	\$2.59	State and Federal Cost per Mile:	\$ 1.50

Spink County Public Transit - Redfield, South Dakota

Director: Peggy L Morris

Spink County Public Transit serves Redfield and Spink County. Redfield service is provided Monday through Friday from 8:00am to 4:00pm with regular trips to Aberdeen and Watertown. Services in the county and smaller communities upon request. Courtesy rides to Redfield Area Concert Association concerts are free of charge. Redfield has 4 vehicles in operation.

Total Ridership and Miles Driven:

		Ride Type:	
Total Miles Driven:	23,229	Medical:	874
		Employment:	1,588
		Nutrition:	1,915
		Social/Recreation:	1,134
		Education:	6,042
		Shopping:	2,447
		Other:	<u>1,120</u>
Total:	15,120	Total:	15,120

Ridership Characteristic:	
Elderly:	7,376
Disabled:	175
Youth:	5,985
General Public:	<u>1,584</u>
Total:	15,120

Funding and Expenditures:

Section 5311 Funds:	\$40,595.96	Total Administration Costs*:	\$25,086.49
Title III-B Funds	\$ 2,500.00	Total Operating Costs:	<u>\$50,457.36</u>
State Funds:	<u>\$ 9,555.00</u>	Total Expenditures:	\$75,543.85
Total State and Federal Funds:	\$52,620.96	*Includes vehicle insurance costs.	
Local Funds**:	<u>\$22,922.89</u>	Insurance Cost:	\$9,786.00
Total Funding:	\$75,543.85	Insurance / Vehicle:	\$2,446.50

****Local Funds represent 30.34% of Total Funds.**

Rider Fares and Bus Donations = \$11,434.76

Total Cost per Ride:	\$5.00	State and Federal Cost per Ride:	\$3.48
Total Cost per Mile:	\$3.25	State and Federal Cost per Mile:	\$2.27

Standing Rock Public Transportation - Fort Yates, North Dakota

Director: Pamela Ternes

Standing Rock Public Transportation currently operates 8 routes with services provided to the following communities: Mobridge, Wakpala, Kenel, Little Eagle, Bullhead, Bear Soldier South and McLaughlin in South Dakota and Fort Yates, Porcupine, Selfridge, Prairie Knights Casino and Mandan in North Dakota. Standing Rock Public Transportation has 1 vehicle in operation.

Total Ridership and Miles Driven:

		Ride Type:	
Total Miles Driven:	129,793	Medical:	0
		Employment:	6,600
		Nutrition:	0
		Social/Recreation:	0
		Education:	721
		Shopping:	73
		Other:	<u>0</u>
		Total:	7,394
Ridership Characteristic:			
Elderly:	173		
Disabled:	113		
Youth:	681		
General Public:	<u>6,427</u>		
Total:	7,394		

Funding and Expenditures:

Section 5311 Funds:	\$ 68,299.99	Total Administration Costs*:	\$34,238.24
Title III-B Funds	\$ 0	Total Operating Costs:	<u>\$137,169.40</u>
State Funds:	<u>\$ 20,058.00</u>	Total Expenditures:	\$171,407.64
Total State and Federal Funds:	\$ 88,357.99	*Includes vehicle insurance costs.	
Local Funds**:	<u>\$ 83,049.65</u>	Insurance Cost:	\$7,500.00
Total Funding:	\$171,407.64	Insurance / Vehicle:	\$7,500.00

****Local Funds represent 48.45% of Total Funds.**

Rider Fares and Bus Donations = \$20,512.00

Total Cost per Ride:	\$23.18	State and Federal Cost per Ride:	\$11.95
Total Cost per Mile:	\$1.32	State and Federal Cost per Mile:	\$0.68

Vermillion Public Transit - Vermillion, South Dakota

Director: Barb Ballensky

Vermillion Public Transit serves Vermillion and the surrounding area. Service is provided upon request. Vermillion Public Transit has 9 vehicles in operation.

Total Ridership and Miles Driven:

		Ride Type:	
Total Miles Driven:	88,225	Medical:	2,872
		Employment:	16,933
		Nutrition:	2,071
Ridership Characteristic:		Social/Recreation:	7,795
Elderly:	11,835	Education:	3,724
Disabled:	27,119	Shopping:	29,548
Youth:	5,317	Other:	<u>34</u>
General Public:	<u>18,706</u>	Total:	62,977
Total:	62,977		

Funding and Expenditures:

Section 5311 Funds:	\$106,781.52	Total Administration Costs*:	\$ 40,482.12
Title III-B Funds	\$ 15,935.00	Total Operating Costs:	<u>\$175,793.00</u>
State Funds:	<u>\$ 38,034.00</u>	Total Expenditures:	\$216,275.12
Total State and Federal Funds:	\$160,750.52	*Includes vehicle insurance costs.	
Local Funds**:	<u>\$ 55,524.60</u>	Insurance Cost:	\$8,882.10
Total Funding:	\$216,275.12	Insurance / Vehicle:	\$986.90

****Local Funds represent 25.67% of Total Funds.**

Rider Fares and Bus Donations = \$23,736.19

Total Cost per Ride:	\$3.43	State and Federal Cost per Ride:	\$2.55
Total Cost per Mile:	\$2.45	State and Federal Cost per Mile:	\$1.82

Watertown Area Transit - Watertown, South Dakota

Director: Don Walder

Watertown Area Transit serves Watertown and Codington County. Watertown service hours are Monday through Friday from 6:00am to 6:30pm, and Saturday from 8:30am to 4:30pm. Service in the county and smaller communities is provided upon request.

Watertown Area Transit has 5 vehicles in operation.

Total Ridership and Miles Driven:

		Ride Type:	
Total Miles Driven:	64,091	Medical:	2,497
		Employment:	19,495
		Nutrition:	1,468
		Social/Recreation:	3,868
		Education:	7,445
		Shopping:	4,076
		Other:	<u>0</u>
		Total:	38,849
Ridership Characteristic:			
Elderly:	13,544		
Disabled:	13,290		
Youth:	6,627		
General Public:	<u>5,388</u>		
Total:	38,849		

Funding and Expenditures:

Section 5311 Funds:	\$94,199.97	Total Administration Costs*:	\$ 58,581.28
Title III-B Funds	\$10,538.00	Total Operating Costs:	<u>\$156,266.07</u>
State Funds:	<u>\$17,459.00</u>	Total Expenditures:	\$214,827.35
Total State and Federal Funds:	\$122,196.97	*Includes vehicle insurance costs.	
Local Funds**:	<u>\$ 92,630.38</u>	Insurance Cost:	\$15,553.00
Total Funding:	\$214,827.35	Insurance / Vehicle:	\$3,110.60

****Local Funds represent 43.12% of Total Funds.**

Rider Fares and Bus Donations = \$37,940.68

Total Cost per Ride:	\$5.53	State and Federal Cost per Ride:	\$3.15
Total Cost per Mile:	\$3.35	State and Federal Cost per Mile:	\$1.91

West River Transit Authority - Spearfish, South Dakota

Director: Barb Cline

West River Transit Authority serves Spearfish and Lawrence, Meade, Custer, Fall River and Butte Counties. Spearfish service is Monday through Saturday. Service in the counties and smaller communities is provided upon request. West River Transit Authority has 24 vehicles in operation.

Total Ridership and Miles Driven:

		Ride Type:	
Total Miles Driven:	271,308	Medical:	16,852
		Employment:	19,005
		Nutrition:	6,744
		Social/Recreation:	16,450
		Education:	21,515
		Shopping:	9,929
		Other:	<u>5,048</u>
		Total:	95,543
		Ridership Characteristic:	
Elderly:	36,409		
Disabled:	16,603		
Youth:	21,865		
General Public:	<u>20,666</u>		
Total:	95,543		

Funding and Expenditures:

Section 5311 Funds:	\$292,940.09	Total Administration Costs*:	\$192,267.49
Title III-B Funds	\$ 70,972.00	Total Operating Costs:	<u>\$512,275.57</u>
State Funds:	<u>\$ 76,696.00</u>	Total Expenditures:	\$704,543.06
Total State and Federal Funds:	\$440,608.09	*Includes vehicle insurance costs.	
Local Funds**:	<u>\$263,934.97</u>	Insurance Cost:	\$55,473.00
Total Funding:	\$704,543.06	Insurance / Vehicle:	\$2,311.38

****Local Funds represent 37.46% of Total Funds.**

Rider Fares and Bus Donations = \$40,348.63

Total Cost per Ride:	\$7.37	State and Federal Cost per Ride:	\$4.61
Total Cost per Mile:	\$2.60	State and Federal Cost per Mile:	\$1.62

Yankton Transit - Yankton, South Dakota

Director: Winnie Jo Jons

Yankton Transit serves the City of Yankton. Service is provided upon request.

Yankton Transit has 16 vehicles in operation.

Total Ridership and Miles Driven:

		Ride Type:	
Total Miles Driven:	170,838	Medical:	17,555
		Employment:	26,442
		Nutrition:	7,471
		Social/Recreation:	12,533
		Education:	34,364
		Shopping:	4,002
		Other:	<u>2,000</u>
		Total:	104,367
Ridership Characteristic:			
Elderly:	11,026		
Disabled:	48,285		
Youth:	35,601		
General Public:	<u>9,455</u>		
Total:	104,367		

Funding and Expenditures:

Section 5311 Funds:	\$140,770.32	Total Administration Costs*:	\$ 52,404.76
Title III-B Funds	\$ 13,867.00	Total Operating Costs:	<u>\$287,751.75</u>
State Funds:	<u>\$ 41,395.00</u>	Total Expenditures:	\$340,156.51
Total State and Federal Funds:	\$196,032.32	*Includes vehicle insurance costs.	
Local Funds**:	<u>\$144,124.19</u>	Insurance Cost:	\$16,632.75
Total Funding:	\$340,156.51	Insurance / Vehicle:	\$1,039.55

****Local Funds represent 42.37% of Total Funds.**

Rider Fares and Bus Donations = \$58,236.31

Total Cost per Ride:	\$3.26	State and Federal Cost per Ride:	\$1.88
Total Cost per Mile:	\$1.99	State and Federal Cost per Mile:	\$1.15

Other Transit Program Statistics

FTA Section 5311 Rural Technical Assistance Program (RTAP)

RTAP funds are used to provide training and technical assistance to rural transit operators and their drivers. In FY2006, South Dakota received \$84,932 in RTAP funds.

FTA Section 5303 Urban Transit Planning Program

Contracts issued to the Sioux Falls and Rapid City Metropolitan Planning Organizations (MPOs) to conduct transit planning studies in FY06 were:

Rapid City	\$88,602	Sioux Falls	\$107,868
------------	----------	-------------	-----------

South Dakota Public and Specialized Transportation Assistance Fund

State funds are granted to transit organizations which first had obtained Federal Transit grants. These State dollars help meet the local matching fund requirements of the Federal grants.

Section 5307 Urban Transit Operators	\$ 75,000.00
Section 5311 Rural Transit Operators	\$ 557,678.00

CY 2006 Drug and Alcohol Testing for Section 5311 Rural Public Transit Agencies

Federal laws required Section 5311 Rural Public Transportation operators to conduct drug and alcohol testing of safety-sensitive employees starting in 1996. Six types of testing were required: pre-employment, random selection, post accident, reasonable suspicion, return-to-duty after testing positive, and follow-up testing on persons who previously tested positive. In South Dakota, only pre-employment and random testing was required during CY2006.

	# Conducted in CY 06	Negative for Drugs / Alcohol	Positive for Drugs / Alcohol
Pre-Employment	79	79	0
Random Selection	204	204	0
Post Accident	2	2	0
Reasonable Suspicion	0	0	0
Return to Duty	0	0	0
Follow-Up	0	0	0

**South Dakota Department of Transportation
Division of Finance & Management
Office of Local Transportation Programs
700 East Broadway Avenue
Pierre, South Dakota 57501-2586
Melissa.Hull@state.sd.us—605/773-7038
Jackie.Mattheis@state.sd.us—605/773-4169**

200 copies of this book were printed at \$1.46 per book.
