

**State of South Dakota
Department of Transportation**

**Public and Specialized
Transportation
Fiscal Year 2015**

**Prepared by:
South Dakota Department of
Transportation
Division of Secretariat
Office of Air, Rail and Transit
700 East Broadway Avenue
Pierre, South Dakota 57501-2586
[http://www.sddot.com/transportation/
transit/Default.aspx](http://www.sddot.com/transportation/transit/Default.aspx)**

Table of Contents

Program Summary	3
Executive Summary	4-5
Rural Transit Agencies in South Dakota Map	6
Rural Public and Specialized Total Passenger and Trip Characteristics	7
Fiscal Year 2015 Specialized Transportation Statistics	8
Administration and Operating Statistics	9
Rural Public Transit Systems Funding Breakdown	10
Rural Public Transportation System Data	11-33
Other Transit Program Information	34
DTA Conference and Rodeo 2015	35-36



Program Summary

Welcome to the South Dakota Department of Transportation's Public and Special Transportation statistical report for Fiscal Year 2015.

This report is published annually and condenses the fiscal year administration and operational records for the 23 rural public transit systems as well as one inter-city bus system in South Dakota. The report is published largely to provide information about the performance of the public transit programs for the fiscal year. The report is distributed and available to state and local officials, support agencies, boards of directors, and the general public.

During Fiscal Year 2015, 498 vehicles funded by FTA Section 5339, FTA Section 5309, FTA Section 5310, and FTA Section 5311, including a few non-FTA funded vehicles receiving FTA Section 5311 operating funds, provided rural public and special transportation services in South Dakota. These 498 vehicles traveled 4,749,767 miles and carried 1,682,485 passengers during Fiscal Year 2015.

The transit systems operating in Sioux Falls and Rapid City receive FTA Section 5307 urban transit capital and operating funds directly from FTA. In 2015, Sioux Falls and Rapid City public transit vehicles traveled 1,915,950 miles and carried 1,382,161 passengers.

The Deadwood Trolley System provided 178,569 rides and traveled 91,934 miles during Fiscal Year 2015.

Public and special transportation service providers are a key element in the successful implementation of numerous state policy objectives. Among those is the effort to keep elderly citizens and citizens with disabilities in their own homes and communities – in an independent living status, instead of forcing them into the more costly nursing home environment or requiring them to migrate to urban areas for needed services.

Please send any questions or comments to:



Sallie Doty, Lisa Donner or Jeff Rutz
South Dakota Department of Transportation
Division of Secretariat
Office of Air, Rail and Transit
700 East Broadway Avenue
Pierre, South Dakota 57501-2586
Sallie.Doty@state.sd.us – 605/773-7038
Lisa.Donner@state.sd.us – 605/773-4169
Jeff.Rutz@state.sd.us – 605/773-8082

Executive Summary

Approximately 46 rural and specialized transit organizations are providing service covering 70 percent of the geographic area within South Dakota. These transit organizations assist elderly citizens, citizens with disabilities, youth, the general public and low income citizens to gain access to needed medical, nutrition, education, employment, social and commercial services, particularly in the rural areas of South Dakota.

Public transit providers range in size from those which provide daily fixed route/fixed schedule services, to demand-response services with schedules and destinations determined on a day-to-day basis.

The South Dakota Department of Transportation, Division of Secretariat, Office of Air, Rail and Transit, administers several programs through the United States Federal Transit Administration (FTA) which support public and specialized transportation service providers in South Dakota. These programs include:

- **Section 5303** provides urban transit planning assistance program funds and transit planning activities in the metropolitan areas of South Dakota including Sioux Falls and Rapid City.
- **Section 5304** provides statewide rural planning and research. At the state's discretion, the funds may be used for statewide planning, technical assistance, planning support, research and development for non-urbanized areas.
- **Section 5309 and 5339** provides capital assistance for buses, bus related equipment and facilities to public bodies and agencies including transit authorities, state and local public bodies and other political subdivisions of states, certain public corporations, boards and commissions established under state law.
- **Section 5310** provides capital grants to private nonprofit organizations and governmental authorities where no non-profit organizations are available to support transportation for seniors and individuals with disabilities.

The goal of Section 5310 funding is to improve mobility for seniors and individuals with disabilities by removing barriers to transportation services and to expand the transportation mobility options available and to serve the special needs of transit-dependent populations beyond traditional public transportation and ADA complementary paratransit services. FTA does this by providing financial assistance for transportation services to meet this clientele in all areas-rural, small urbanized and large urbanized. Also, coordination between other federally assisted programs and services to make efficient use of federal resources is required.

- **Section 5311** provides capital, administration, and operating grants for public transportation service projects in non-urbanized areas (less than 50,000 population).

Section 5311 funds are available for capital, operating and project administration costs for rural public transportation projects in areas other than urbanized areas (50,000 population). One of the main goals of Section 5311 funding is to enhance the access of people in non urbanized areas to health care, shopping, education, employment, public services, and recreation.

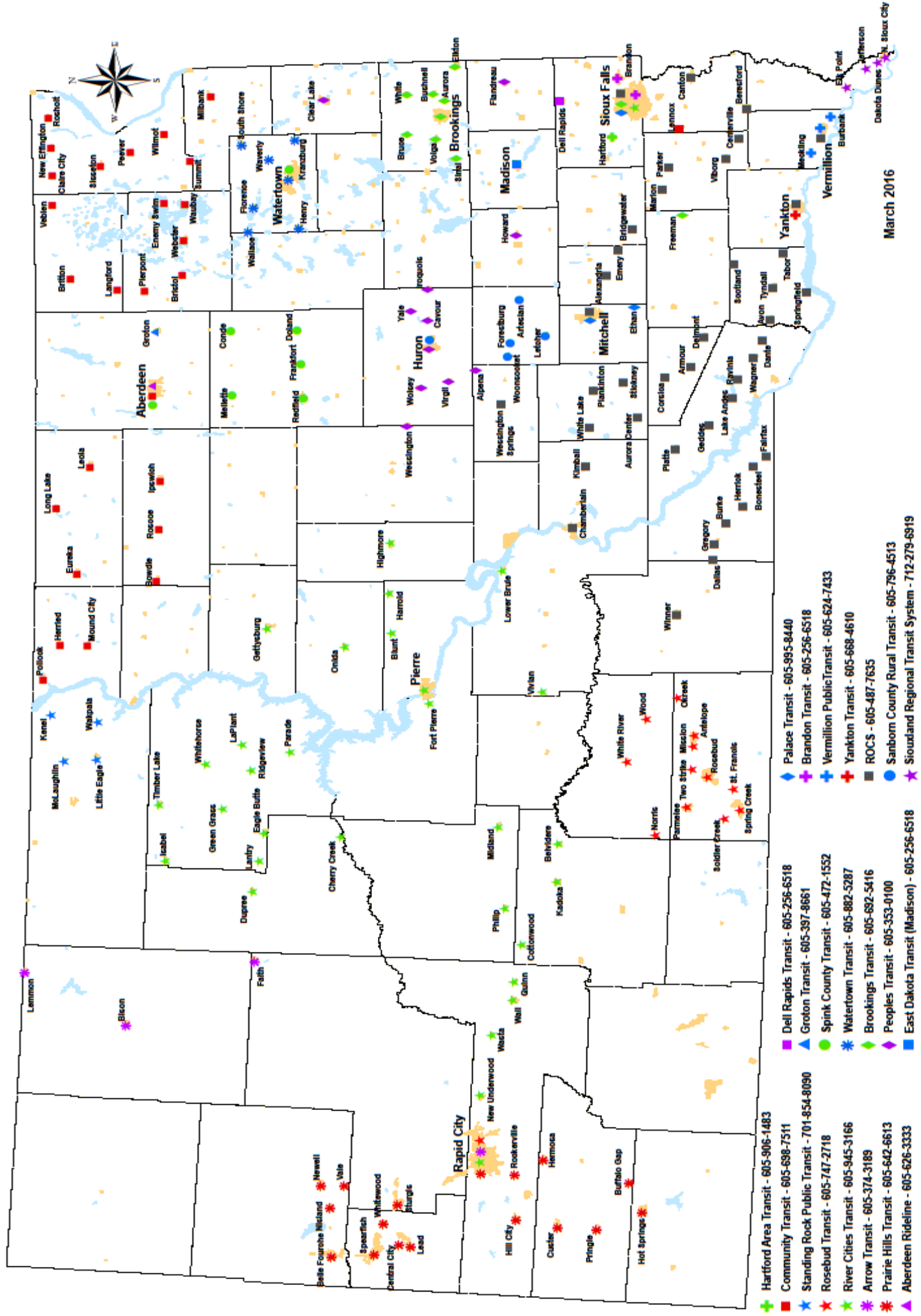
- **Section 5311(b)(3)** Rural Technical Assistance (RTAP) provides funds to support the training and technical assistance needs of rural transit operators and drivers.
- **Section 5316** (JARC or Job Access/Reverse Commute) Job Access grants are for the development of new transportation services for low income workers and/or closing gaps in existing service; Reverse Commute projects are meant to provide transportation to suburban jobs from other suburban, urban and rural locations but not necessarily just for low income households. Subgrantees are required to provide a 50% match for operating expenses and a 20% match for capital expenses.

Capital expenses under Sections 5539, 5309, 5310 and 5311 programs include the acquisition, construction, purchase of vehicles and improvement of public transportation facilities and equipment needed for an efficient and coordinated public transportation system.

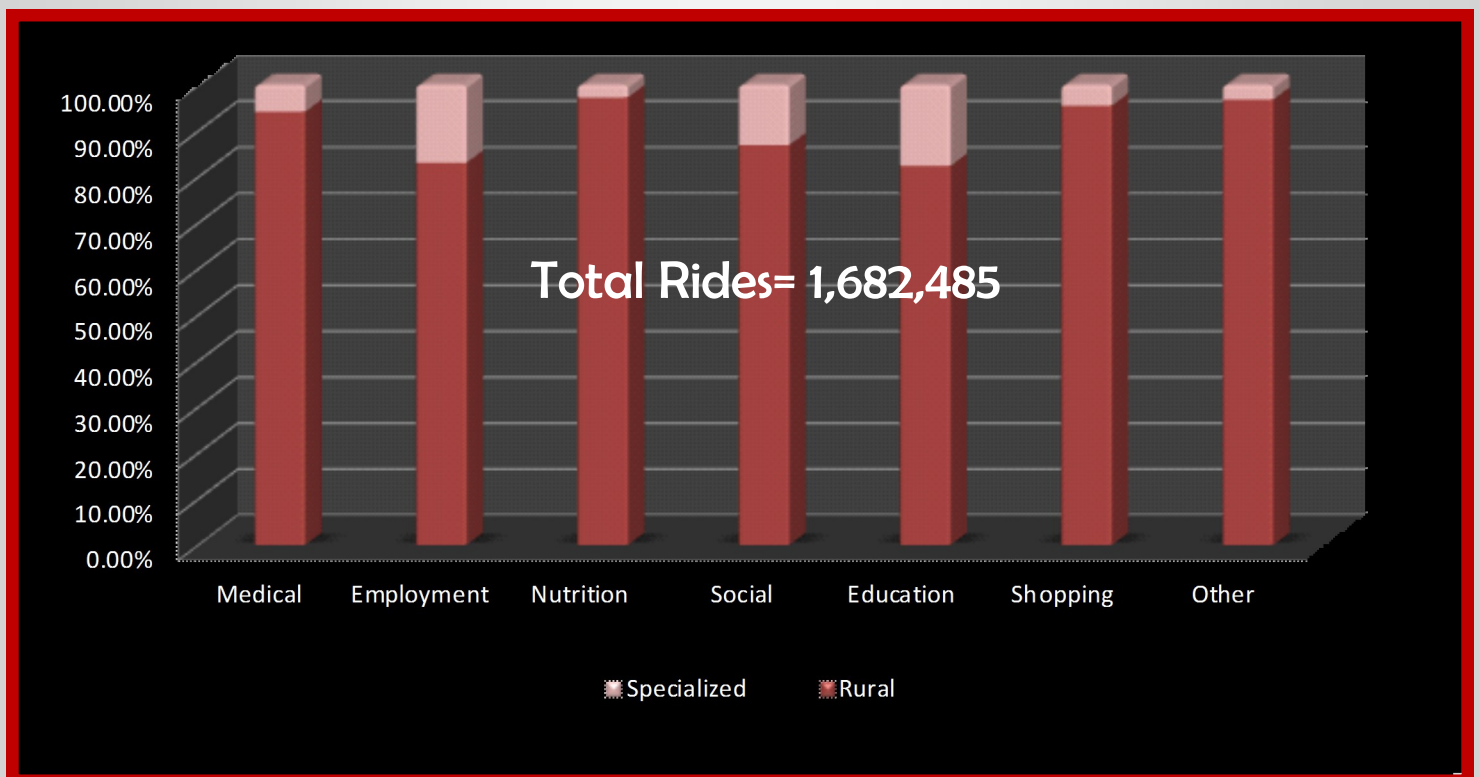
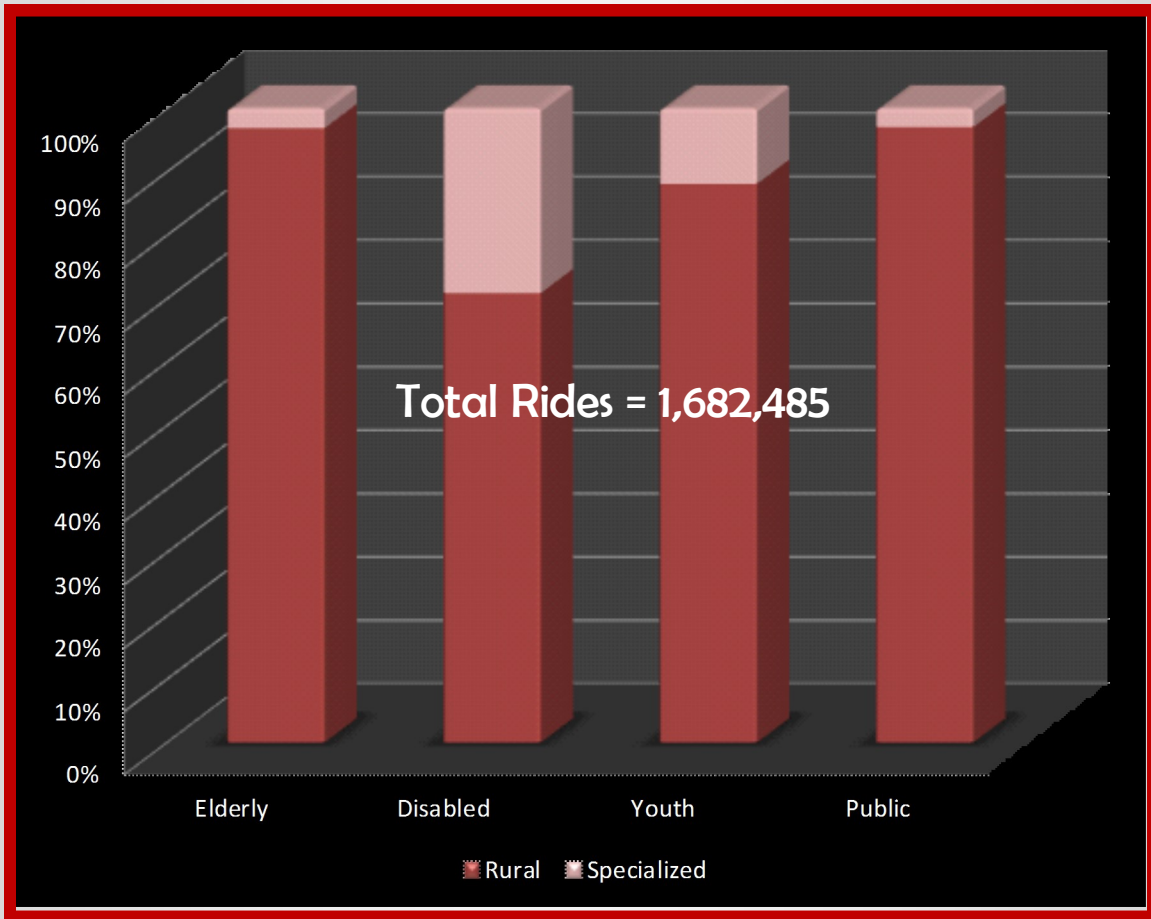
The South Dakota Department of Transportation, Office of Air, Rail and Transit grants state dollars to help meet the local matching fund requirements of Federal transit program grantees.

The Office of Air, Rail and Transit and the South Dakota Department of Social Services, Division of Adult Services and Aging work in close coordination in matters pertaining to transportation services for people who are elderly or have disabilities. Each year, the Division of Adult Services and Aging provides funds which are dispersed through the Office of Air, Rail and Transit to offset transportation costs for some agencies. Transportation is considered a supportive function eligible through Title III-B. These funds are referred to as Title III-B funds throughout this book.

South Dakota Communities Served by Rural Transit Providers



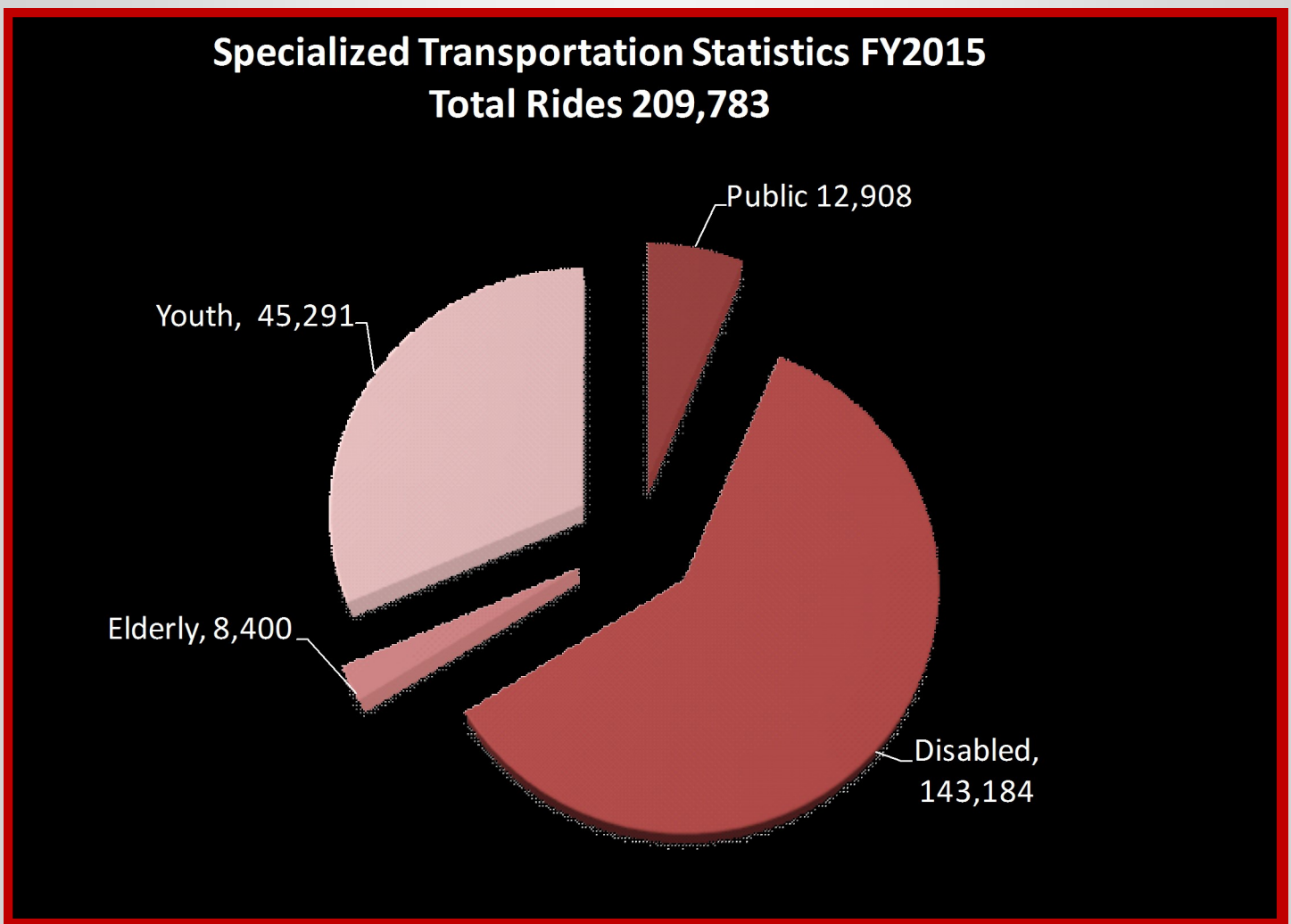
Fiscal Year 2015 Rural Public and Specialized Transportation Passenger and Trip Characteristics



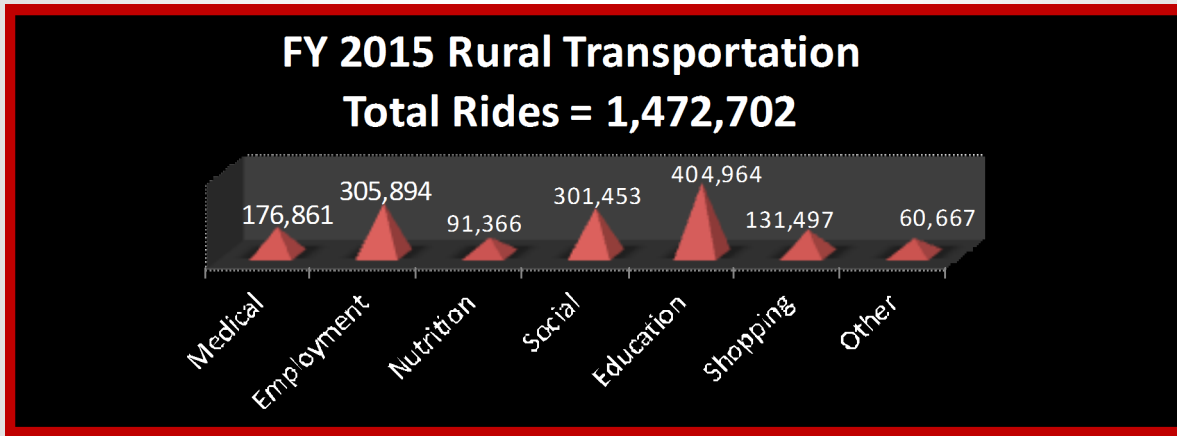
Fiscal Year 2015 Specialized Transportation Statistics

In FY 2015, 67 vehicles funded under FTA Section 5309 and FTA Section 5310 programs provided specialized transportation in South Dakota. These vehicles total traveled 493, 887 miles and provided 209,783 rides .

The graph indicates that citizens with disabilities were the major users of specialized transportation services in South Dakota during Fiscal Year 2015.



Fiscal Year 2015 Administration and Operating Statistics



The goals of Section 5311 program are to:

1. Enhance the access of people in non-urbanized areas to health care, shopping, education, employment, public service, and recreation.
2. Assist in the maintenance, development, improvement, and use of public transportation systems in rural and under 50,000 in population.
3. Encourage and make possible the most efficient use of federal funds used to provide passenger transportation in non-urbanized areas through the coordination of programs and services.

The Section 5311 program treats project administration expenses as a separate cost category from capital and operating expenses. Administration expenses are considered “non-operating”, and are funded at 82.82% Federal share. Operating expenses are considered those costs directly related to system operation. Net operating expenses remain after operating revenues are subtracted from eligible operating expenses. Operating expenses are funded at 51.76% Federal share of the net operating expenses.

Local funds for the 23 rural public transit agencies represent over \$5.8 million or 47.81% of total funds to keep the rural public transits operating. Local funds for the purposes of this report may include rider fares and donations, contracts with other agencies, management contracts, revenue generated from advertising, Medicaid and others.

During Fiscal Year 2015 23 organizations provided rural public demand-response transportation services in South Dakota. These organizations operated 393 vehicles and contracted with several taxi cab companies for a total expenditure of \$12,530,199. These vehicles traveled 4,255,880 miles and provided 1,472,702 rides.

Funding Sources of Rural Public Transit Systems Fiscal Year 2015

**Federal Funds = \$6,388,925*
(Section 5311)**

Local Funds = \$5,852,877**

State Funds = \$695,000

Title III-B Funds = \$337,475

***Federal funds reimbursed for rural transit only**

****Local Effort is the combination of fares , advertising, Medicaid contracts and other sources of local funds from the community/ites served.**

Aberdeen Ride Line - Aberdeen, South Dakota

Director: Cody Roggatz

<u>Total Ridership and Miles Driven:</u>	
Total Miles Driven:	172,561
Ridership Characteristic:	Ride Type:
Elderly:	14,065
Disabled:	17,435
Youth:	33,305
General Public:	16,811
Total:	81,616
Medical:	15,068
Employment:	14,591
Nutrition:	291
Social/Recreation:	9,327
Education:	37,259
Shopping:	5,080
Other:	0
Total:	81,616

Funding and Expenditures:

Section 5311 Funds:	\$265,297.00	Total Administration Costs:	\$ 137,742.00
Title III-B Funds:	\$ 15,916.00	Total Operating Costs:	<u>\$ 415,138.00</u>
State Funds:	<u>\$ 52,067.00</u>	Total Expenditures:	\$ 552,880.00
Total State and Federal Funds:	\$333,280.00		
Local Effort*:	\$271,667.00		
Total Funding:	\$604,947.00		

Total Cost per Ride: \$ 7.41 State and Federal Cost per Ride: \$ 4.08

Total Cost per Mile: \$ 3.51 State and Federal Cost per Mile: \$ 1.93

Local Effort: 45.00% of Total Funds*

Phone Number: (605) 626-3333 **Medicaid Provider:** Yes **Website:** www.aberdeen.sd.us

Jefferson Feeder: Yes **Number of vehicles:** 19

Service Area: City of Aberdeen

Arrow Transit, Inc. - Lemmon, South Dakota

Director: David Peterson

Total Ridership and Miles Driven:

<p>Total Miles Driven: 91,616</p> <p>Ridership Characteristic:</p> <p>Elderly: 15,674</p> <p>Disabled: 4,925</p> <p>Youth: 9,459</p> <p>General Public: 1,751</p> <p>Total: 31,809</p>	<p>Ride Type:</p> <p>Medical: 1,290</p> <p>Employment: 5,382</p> <p>Nutrition: 3,319</p> <p>Social/Recreation: 7,587</p> <p>Education: 8,208</p> <p>Shopping: 6,023</p> <p>Other: 0</p> <p>Total: 31,809</p>
---	--

Funding and Expenditures:

Section 5311 Funds:	\$ 128,784.00	Total Administration Costs:	\$ 121,108.00
Title III-B Funds:	\$ 10,829.00	Total Operating Costs:	<u>\$ 117,298.00</u>
State Funds:	<u>\$ 34,878.00</u>	Total Expenditures:	\$ 238,406.00
Total State and Federal Funds:	\$ 174,491.00		
Local Effort*:	<u>\$ 98,794.00</u>		
Total Funding:	\$273,285.00		

Total Cost per Ride: \$ 7.46 State and Federal Cost per Ride: \$ 5.49

Total Cost per Mile: \$ 2.59 State and Federal Cost per Mile: \$ 1.90

Local Effort: 36.15% of Total Funds.

Phone Number: (605) 374-3189 **Medicaid Provider:** Yes **Website:** None

Jefferson Feeder: No **Number of vehicles:** 9

Service Area: City of Lemmon , Bison and Faith

Brandon City Transit - Brandon, South Dakota

Director: Scott Finck

<u>Total Ridership and Miles Driven:</u>		<u>Ride Type:</u>	
Total Miles Driven:	24,940	Medical:	1,056
		Employment:	863
		Nutrition:	119
		Social/Recreation:	1,505
		Education:	8,099
		Shopping:	1,772
		Other:	0
Total:	13,414	Total:	13,414

<u>Ridership Characteristic:</u>	
Elderly:	3,608
Disabled:	721
Youth:	8,668
General Public:	417
Total:	13,414

Funding and Expenditures:

Section 5311 Funds:	\$ 64,960.00	Total Administration Costs:	\$ 27,638.00
Title III-B Funds:	\$ 1,131.00	Total Operating Costs:	\$ <u>103,428.00</u>
State Funds:	\$ <u>3,488.00</u>	Total Expenditures:	\$ 131,066.00
Total State and Federal Funds:	\$ 69,579.00		
Local Effort*:	\$ <u>64,974.00</u>		
Total Funding:	\$134,553.00		

Total Cost per Ride: \$10.03 State and Federal Cost per Ride: \$ 5.19

Total Cost per Mile: \$5.40 State and Federal Cost per Mile: \$ 2.79

Local Effort: 48.29% of Total Funds.

Phone Number: (605) 256-6518 **Medicaid Provider:** No **Website:** www.brandon.govoffice.com
Jefferson Feeder: No **Number of vehicles:** 3
Service Area: City of Brandon

Brookings Area Transit Authority - Brookings, South Dakota

Director: Brenda Schweitzer

Total Ridership and Miles Driven:

		<u>Ride Type:</u>	
Total Miles Driven:	393,350	Medical:	11,288
		Employment:	23,900
Ridership Characteristic:		Nutrition:	3,356
Elderly:	18,850	Social/Recreation:	45,330
Disabled:	14,737	Education:	29,158
Youth:	34,681	Shopping:	5,798
General Public:	<u>50,562</u>	Other:	<u>0</u>
Total:	118,830	Total:	118,830

Funding and Expenditures:

Section 5311 Funds:	\$ 596,163.00	Total Administration Costs:	\$ 460,609.00
Title III-B Funds:	\$ 17,621.00	Total Operating Costs:	\$ <u>681,012.00</u>
State Funds:	\$ <u>46,337.00</u>	Total Expenditures:	\$1,141,621.00
Total State and Federal Funds:	\$ 660,121.00		
Local Effort*:	\$ <u>527,836.00</u>		
Total Funding:	\$1,187,957.00		

Total Cost per Ride: \$ 10.00 State and Federal Cost per Ride: \$ 5.56

Total Cost per Mile: \$ 3.02 State and Federal Cost per Mile: \$ 1.68

Local Effort: 44.43% of Total Funds.

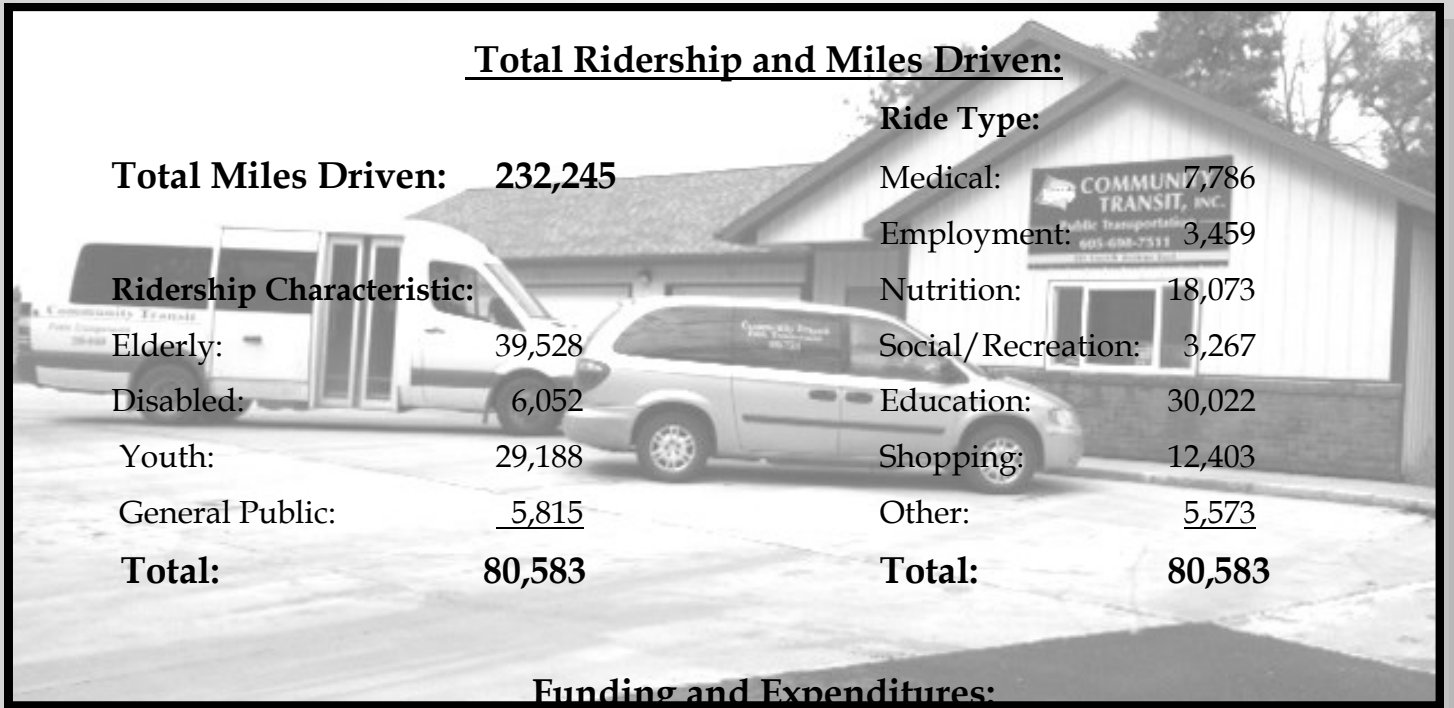
Phone Number: (605) 692-5416 **Medicaid Provider:** Yes **Website:** www.brookingsareatransit.com

Jefferson Feeder: No **Number of vehicles:** 25

Service Area: Brookings, Aurora, Volga, Sinai, Bruce, Bushnell, White, Estelline, Elkton, Arlington and in the Brookings's County area as requested and Hutchinson County

Community Transit - Sisseton, South Dakota

Director: Kathy Holman



<u>Total Ridership and Miles Driven:</u>			
		<u>Ride Type:</u>	
Total Miles Driven:	232,245	Medical:	7,786
Ridership Characteristic:		Employment:	3,459
Elderly:	39,528	Nutrition:	18,073
Disabled:	6,052	Social/Recreation:	3,267
Youth:	29,188	Education:	30,022
General Public:	<u>5,815</u>	Shopping:	12,403
Total:	80,583	Other:	<u>5,573</u>
		Total:	80,583

Funding and Expenditures:

Section 5311 Funds:	\$ 274,452.00	Total Administration Costs:	\$ 188,344.00
Title III-B Funds:	\$ 33,041.00	Total Operating Costs:	\$ 315,786.00
State Funds:	\$ <u>39,860.00</u>	Total Expenditures:	\$ 504,130.00
Total State and Federal Funds:	\$ 347,353.00		
Local Effort*:	\$ <u>196,637.00</u>		
Total Funding:	\$ 543,990.00		

Total Cost per Ride: \$ 6.75 State and Federal Cost per Ride: \$ 4.31

Total Cost per Mile: \$ 2.34 State and Federal Cost per Mile: \$ 1.50

Local Effort: 36.15% of Total Funds.

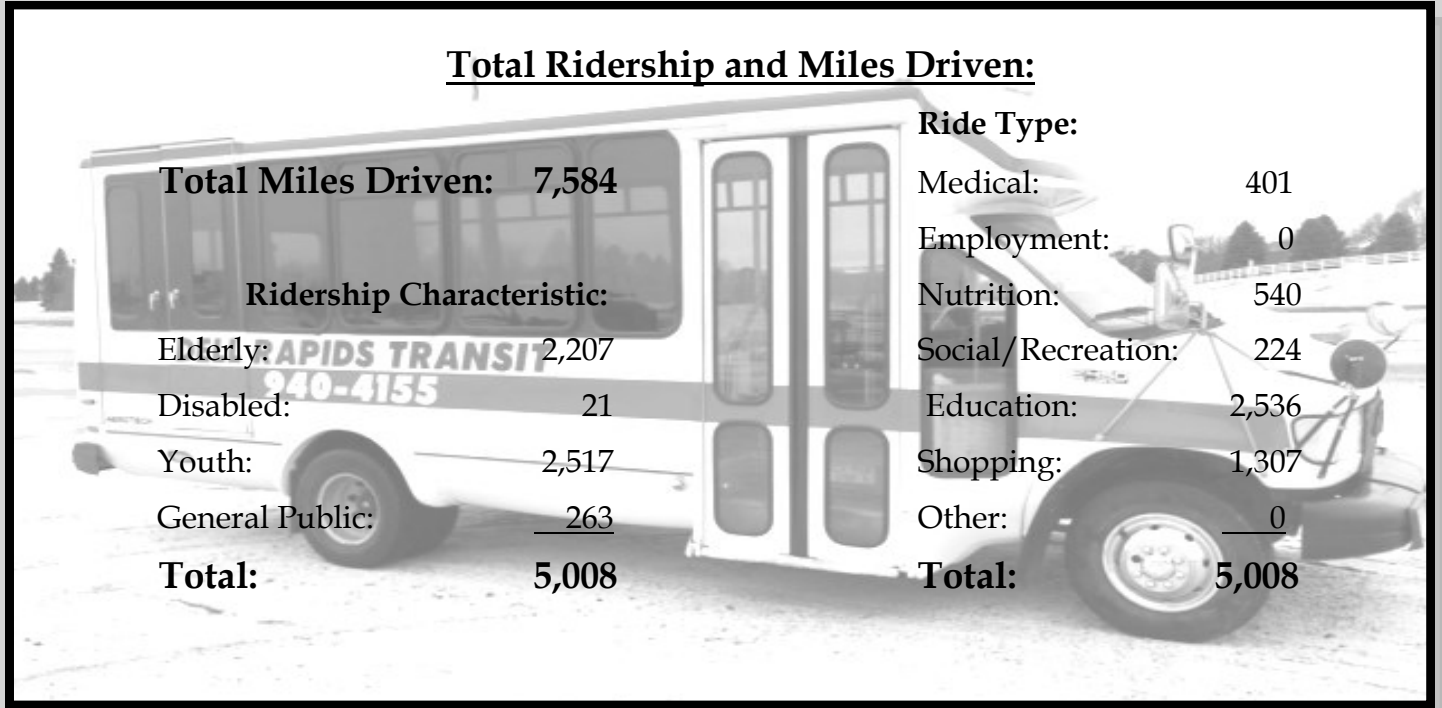
Phone Number: (605) 698-7511 **Medicaid Provider:** Yes **Website:** sissetoncommunitytransit.com

Jefferson Feeder: No **Number of vehicles:** 23

Service Area: Community Transit serves towns of Milbank, Lennox, Sisseton, Webster, Eureka, Britton, and Bowdle. Service in Marshall, Day Roberts, Edmunds, Campbell and McPherson counties is provided upon request.

Dell Rapids Transit - Dell Rapids, South Dakota

Director: Scott Finck



Total Ridership and Miles Driven:

<p>Total Miles Driven: 7,584</p> <p>Ridership Characteristic:</p> <p>Elderly: 2,207</p> <p>Disabled: 21</p> <p>Youth: 2,517</p> <p>General Public: 263</p> <p>Total: 5,008</p>	<p>Ride Type:</p> <p>Medical: 401</p> <p>Employment: 0</p> <p>Nutrition: 540</p> <p>Social/Recreation: 224</p> <p>Education: 2,536</p> <p>Shopping: 1,307</p> <p>Other: 0</p> <p>Total: 5,008</p>
---	---

Funding and Expenditures:

Section 5311 Funds:	\$ 21,451.00	Total Administration Costs:	\$14,075.00
Title III-B Funds:	\$ 1,131.00	Total Operating Costs:	<u>\$26,228.00</u>
State Funds:	<u>\$ 2,990.00</u>	Total Expenditures:	\$40,303.00
Total State and Federal Funds:	\$ 25,572.00		
Local Effort*:	<u>\$ 17,720.00</u>		
Total Funding:	\$ 43,292.00		

Total Cost per Ride: \$ 8.64 State and Federal Cost per Ride: \$ 5.11

Total Cost per Mile: \$ 5.71 State and Federal Cost per Mile: \$ 3.37

Local Effort: 40.93% of Total Funds.

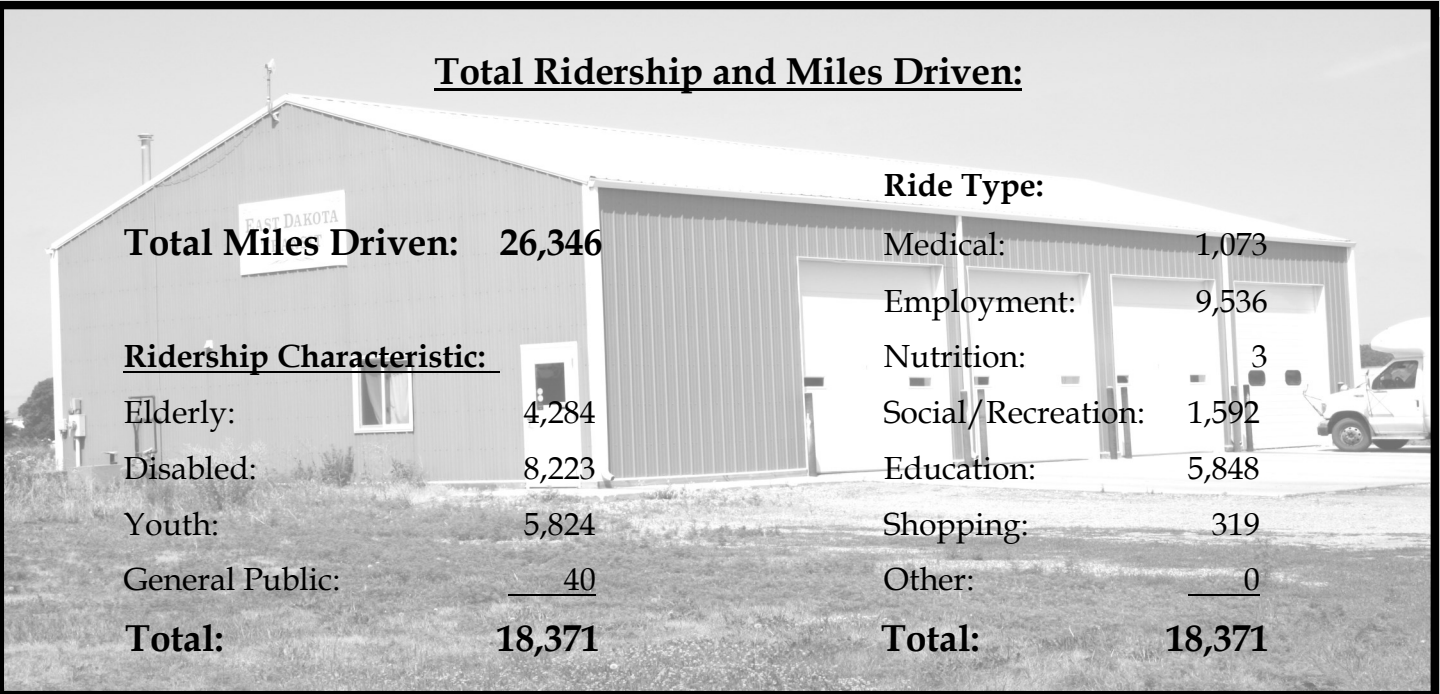
Phone Number: (605) 256-6518 **Medicaid Provider:** Yes **Website:** www.cityofdellrapids.org

Jefferson Feeder: No **Number of vehicles:** 3

Service Area: City of Dell Rapids

East Dakota Transit - Madison, South Dakota

Director: Scott Finck



Total Ridership and Miles Driven:

<p>Total Miles Driven: 26,346</p> <p><u>Ridership Characteristic:</u></p> <p>Elderly: 4,284</p> <p>Disabled: 8,223</p> <p>Youth: 5,824</p> <p>General Public: 40</p> <p>Total: 18,371</p>	<p>Ride Type:</p> <p>Medical: 1,073</p> <p>Employment: 9,536</p> <p>Nutrition: 3</p> <p>Social/Recreation: 1,592</p> <p>Education: 5,848</p> <p>Shopping: 319</p> <p>Other: 0</p> <p>Total: 18,371</p>
--	--

Funding and Expenditures:

Section 5311 Funds:	\$ 67,123.00	Total Administration Costs:	\$ 39,183.00
Title III-B Funds:	\$ 4,809.00	Total Operating Costs:	<u>\$ 103,545.00</u>
State Funds:	<u>\$ 9,467.00</u>	Total Expenditures:	\$ 142,728.00
Total State and Federal Funds:	\$ 81,399.00		
Local Effort*:	<u>\$ 70,796.00</u>		
Total Funding:	\$152,195.00		

Total Cost per Ride: \$ 8.28 State and Federal Cost per Ride: \$ 4.43

Total Cost per Mile: \$ 5.78 State and Federal Cost per Mile: \$ 3.09

Local Funds: 46.52% of Total Funds.

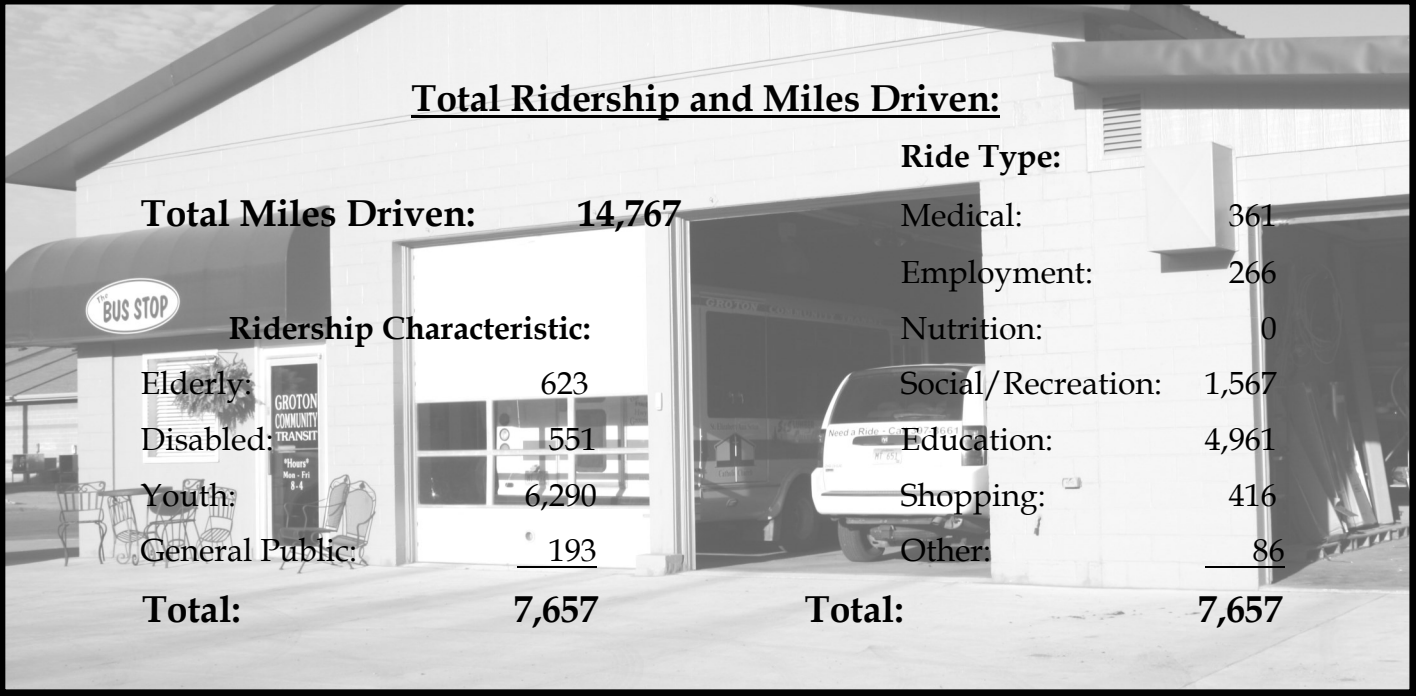
Phone Number: (605) 256-6518 **Medicaid Provider:** Yes **Website:** www.eastdakotatransit.com

Jefferson Feeder: No **Number of vehicles:** 16

Service Area: City of Madison and Lake County SD

Groton Community Transit - Groton, South Dakota

Director: Arlis Doeden



Total Ridership and Miles Driven:

Total Miles Driven:	14,767	Ride Type:	
		Medical:	361
		Employment:	266
		Nutrition:	0
		Social/Recreation:	1,567
		Education:	4,961
		Shopping:	416
		Other:	86
Total:	7,657	Total:	7,657

Ridership Characteristic:

Elderly:	623
Disabled:	551
Youth:	6,290
General Public:	193

Funding and Expenditures:

Section 5311 Funds:	\$ 46,339.00	Total Administration Costs:	\$48,584.00
Title III-B Funds:	\$ 523.00	Total Operating Costs:	<u>\$32,123.00</u>
State Funds:	<u>\$ 7,474.00</u>	Total Expenditures:	\$80,707.00
Total State and Federal Funds:	\$ 54,336.00		
Local Effort*:	<u>\$ 33,844.00</u>		
Total Funding:	\$ 88,180.00		

Total Cost per Ride: \$11.52 State and Federal Cost per Ride: \$ 7.10

Total Cost per Mile: \$ 5.97 State and Federal Cost per Mile: \$ 3.68

Local Effort: 38.38% of Total Funds.

Phone Number: (605) 397-8661 **Medicaid Provider:** No **Website:** www.grotonsd.gov

Jefferson Feeder: No **Number of vehicles:** 4

Service Area: City of Groton

Hartford City Transit - Hartford, South Dakota

Director: Scott Finck

Total Ridership and Miles Driven:

Total Miles Driven:	3,206	Ride Type:	
		Medical:	150
		Employment:	4
Ridership Characteristic:		Nutrition:	2
Elderly:	241	Social/Recreation:	99
Disabled:	76	Education:	19
Youth:	23	Shopping:	73
General Public:	7	Other:	0
Total:	347	Total:	347

Funding and Expenditures:

Section 5311 Funds:	\$ 16,224.00	Total Administration Costs:	\$12,452.00
Title III-B Funds:	\$ 0.00	Total Operating Costs:	<u>\$16,331.00</u>
State Funds:	<u>\$ 2,432.00</u>	Total Expenditures:	\$28,783.00
Total State and Federal Funds:	\$ 18,656.00		
Local Effort*:	<u>\$ 12,559.00</u>		
Total Funding:	\$ 31,215.00		

Total Cost per Ride:	\$ 89.96	State and Federal Cost per Ride:	\$ 53.76
Total Cost per Mile:	\$ 9.74	State and Federal Cost per Mile:	\$ 5.82

Local Effort: 40.23% of Total Funds.

Phone Number: (605) 256-6518 **Medicaid Provider:** Yes **Website:** www.hartfordsd.us
Jefferson Feeder: No **Number of vehicles:** 1
Service Area: City of Hartford

Inter-Lakes Community Action Transit -Madison, South Dakota

Director: Scott Finck

<u>Total Ridership and Miles Driven:</u>			
Total Miles Driven:	14,531	Ride Type:	
		Medical:	1,594
		Employment:	106
		Nutrition:	614
		Social/Recreation:	1,120
		Education:	2,982
		Shopping:	1,677
		Other:	0
		Total:	8,093
Ridership Characteristic:			
Elderly:	4,311		
Disabled:	580		
Youth:	3,040		
General Public:	162		
Total:	8,093		

Funding and Expenditures:

Section 5311 Funds:	\$ 49,986.00	Total Administration Costs:	\$ 31,835.00
Title III-B Funds:	\$ 4,631.00	Total Operating Costs:	\$ <u>62,677.00</u>
State Funds:	\$ <u>8,969.00</u>	Total Expenditures:	\$ 94,512.00
Total State and Federal Funds:	\$ 63,586.00		
Local Effort*:	\$ <u>39,895.00</u>		
Total Funding:	\$103,481.00		

Total Cost per Ride: \$ 12.79 State and Federal Cost per Ride: \$ 7.86

Total Cost per Mile: \$ 7.12 State and Federal Cost per Mile: \$ 4.38

Local Effort: 38.55% of Total Funds.

Phone Number: (605) 256-6518 **Medicaid Provider:** Yes **Website:** www.interlakescap.com

Jefferson Feeder: No **Number of vehicles:** 4

Service Area: Miner and Moody counties

Palace Transit - Mitchell, South Dakota

Director: Jessica Pickett

Total Ridership and Miles Driven:

Total Miles Driven:	175,357	Ride Type:	
		Medical:	11,255
		Employment:	24,012
Ridership Characteristic:		Nutrition:	5,624
Elderly:	15,787	Social/Recreation:	16,255
Disabled:	28,948	Education:	24,185
Youth:	31,627	Shopping:	1,717
General Public:	6,686	Other:	0
Total:	83,048	Total:	83,048

Funding and Expenditures:

Section 5311 Funds:	\$ 360,062.00	Total Administration Costs:	\$ 189,035.00
Title III-B Funds:	\$ 19,697.00	Total Operating Costs:	\$ 561,816.00
State Funds:	\$ 61,783.00	Total Expenditures:	\$ 750,851.00
Total State and Federal Funds:	\$ 441,542.00		
Local Effort*:	\$ 371,092.00		
Total Funding:	\$ 812,634.00		

Total Cost per Ride:	\$ 9.79	State and Federal Cost per Ride:	\$ 5.32
Total Cost per Mile:	\$ 4.63	State and Federal Cost per Mile:	\$ 2.52

Local Effort: 45.67% of Total Funds.


Phone Number: (605) 995-8440 **Medicaid Provider:** Yes **Website:** www.cityofmitchell.org

Jefferson Feeder: No **Number of vehicles:** 16

Service Area: Serves the city of Mitchell other communities in Davidson Count upon request.

People's Transit - Huron, South Dakota

Director: Ron Baumgart



Total Ridership and Miles Driven:

Total Miles Driven: 239,339		Ride Type:	
		Medical:	25,636
		Employment:	18,559
Ridership Characteristic:		Nutrition:	582
Elderly:	24,924	Social/Recreation:	18,532
Disabled:	22,375	Education:	30,537
Youth:	35,816	Shopping:	5,686
General Public:	19,789	Other:	3,372
Total:	102,904	Total:	102,904

Funding and Expenditures:

Section 5311 Funds:	\$ 402,412.00	Total Administration Costs:	\$ 148,472.00
Title III-B Funds:	\$ 19,096.00	Total Operating Costs:	<u>\$ 625,176.00</u>
State Funds:	<u>\$ 39,860.00</u>	Total Expenditures:	\$ 773,648.00
Total State and Federal Funds:	\$ 461,368.00		
Local Effort*:	<u>\$ 401,216.00</u>		
Total Funding:	\$ 862,584.00		

Total Cost per Ride: \$ 8.38 State and Federal Cost per Ride: \$ 4.48

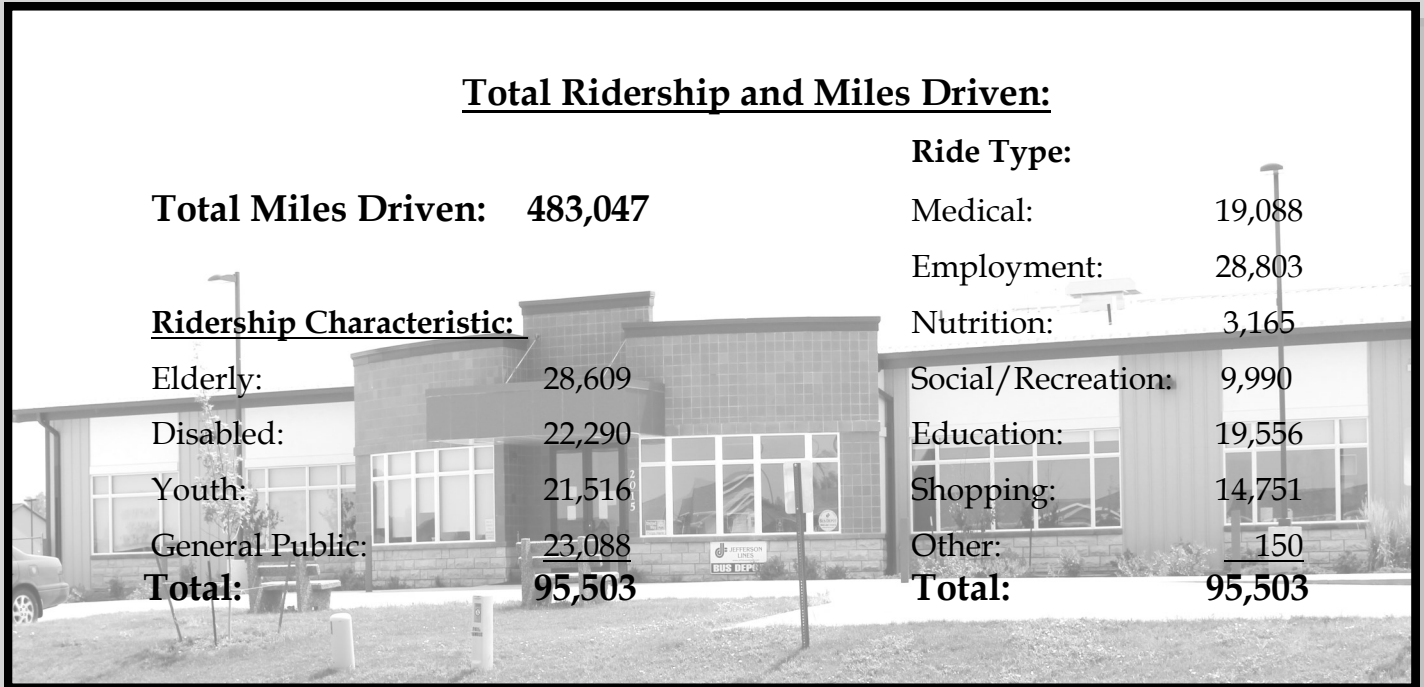
Total Cost per Mile: \$ 3.60 State and Federal Cost per Mile: \$ 1.93

Local Effort: 46.51% of Total Funds.

Phone Number: (605) 353-0100 **Medicaid Provider:** Yes **Website:** www.peoplestransithuron.com
Jefferson Feeder: Yes **Number of vehicles:** 25
Service Area: Beadle County

Prairie Hills Transit - Spearfish, South Dakota

Director: Barb Cline



Total Ridership and Miles Driven:

Total Miles Driven: 483,047		Ride Type:	
		Medical:	19,088
		Employment:	28,803
		Nutrition:	3,165
<u>Ridership Characteristic:</u>		Social/Recreation:	9,990
Elderly:	28,609	Education:	19,556
Disabled:	22,290	Shopping:	14,751
Youth:	21,516	Other:	150
General Public:	23,088	Total:	95,503
Total:	95,503		

Funding and Expenditures:

Section 5311 Funds/JARC:	\$ 689,672.00	Total Administration Costs:	\$ 485,216.00
Title III-B Funds	\$ 74,201.00	Total Operating Costs:	\$ <u>791,252.00</u>
State Funds:	\$ <u>71,997.00</u>	Total Expenditures:	\$1,276,468.00 Total
State and Federal Funds:	\$ 835,870.00		
Local Effort*:	\$ <u>512,595.00</u>		
Total Funding:	\$1,348,465.00		

Total Cost per Ride: \$ 14.12 State and Federal Cost per Ride: \$ 8.75

Total Cost per Mile: \$ 2.79 State and Federal Cost per Mile: \$ 1.73

Local Effort: 38.01% of Total Funds.

Phone Number: (605) 642-6668 **Medicaid Provider:** Yes **Website:** www.prairiehillstransit.com

Jefferson Feeder: Yes **Number of vehicles:** 48

Service Area: Lawrence, Meade, Custer, Fall River, Butte and Pennington counties

River Cities Public Transit - Pierre, South Dakota

Director: Ron Baumgart

Total Ridership and Miles Driven:

Total Miles Driven: 1,150,543		Ride Type:	
<u>Ridership Characteristic:</u>		Medical:	30,989
Elderly:	33,371	Employment:	57,230
Disabled:	55,846	Nutrition:	5,668
Youth:	104,519	Social/Recreation:	113,983
General Public:	168,708	Education:	112,713
Total:	362,444	Shopping:	15,758
		Other:	26,103
		Total:	362,444

Funding and Expenditures:

Section 5311 Funds:	\$ 1,789,790.00	Total Administration Costs:	\$ 924,749.00
Title III-B Funds:	\$ 51,869.00	Total Operating Costs:	<u>\$ 2,613,974.00</u>
State Funds:	<u>\$ 84,703.00</u>	Total Expenditures:	\$ 3,538,723.00
Total State and Federal Funds:	\$ 1,926,362.00		
Local Effort*:	<u>\$ 1,697,064.00</u>		
Total Funding:	\$ 3,623,426.00		

Total Cost per Ride: \$ 10.00 State and Federal Cost per Ride: \$ 5.31

Total Cost per Mile: \$ 3.15 State and Federal Cost per Mile: \$ 1.67

Local Effort: 46.84% of Total Funds.

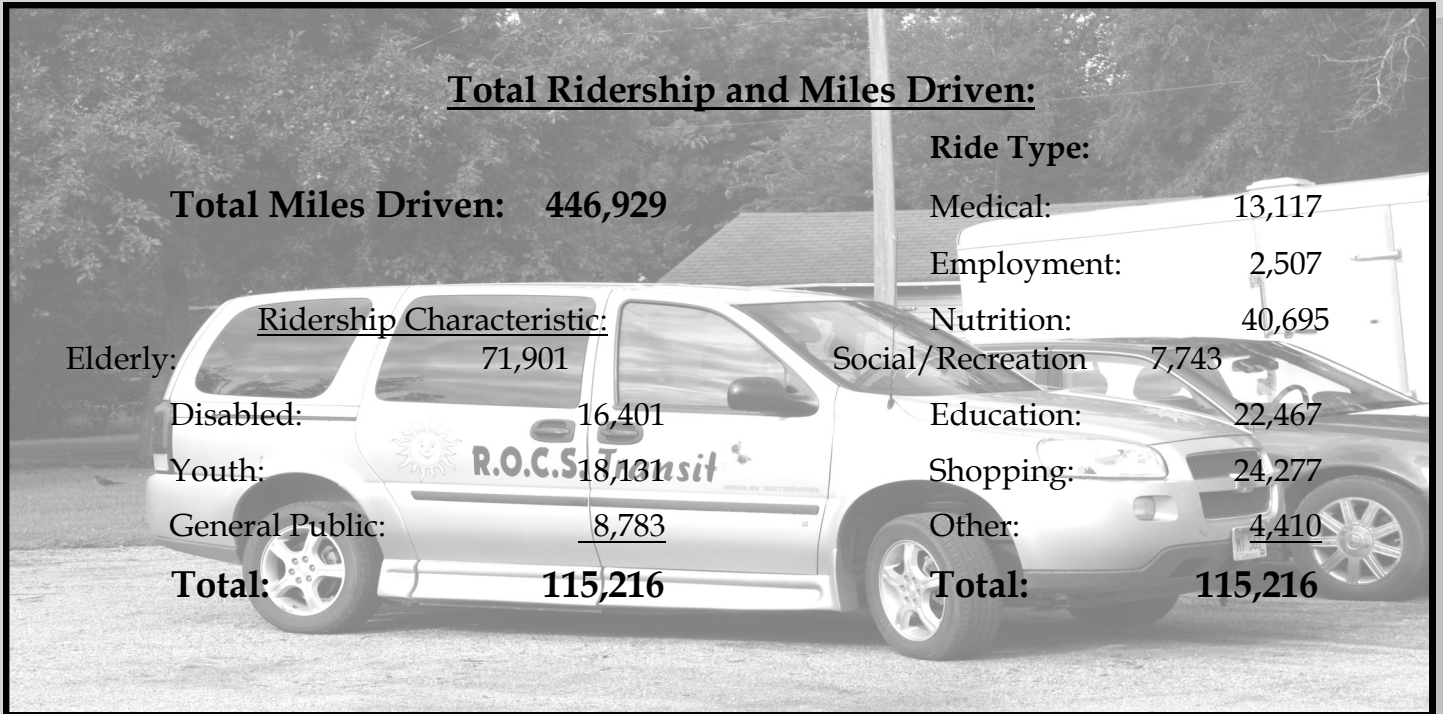
Phone Number: (605) 945-3166 **Medicaid Provider:** Yes **Website:** www.rcptransit.com

Jefferson Feeder: Yes **Number of vehicles:** 111

Service Area: Hughes, Stanley, Hand, Hyde, Dewey, Ziebach, Haakon, East Pennington, Jones, Lyman, and northern Jackson counties

Rural Office of Community Services - Lake Andes, South Dakota

Director: Jackie Scott



Total Ridership and Miles Driven:

Total Miles Driven: 446,929		Ride Type:	
Elderly:	71,901	Medical:	13,117
Disabled:	16,401	Employment:	2,507
Youth:	18,131	Nutrition:	40,695
General Public:	8,783	Social/Recreation:	7,743
Total:	115,216	Education:	22,467
		Shopping:	24,277
		Other:	4,410
		Total:	115,216

Funding and Expenditures:

Section 5311 Funds:	\$ 452,600.00	Total Administration Costs:	\$ 198,397.00
Title III-B Funds:	\$ 36,339.00	Total Operating Costs:	<u>\$ 807,832.00</u>
State Funds:	<u>\$ 67,762.00</u>	Total Expenditures:	\$1,006,229.00
Total State and Federal Funds:	\$ 556,701.00		
Local Effort*:	<u>\$ 517,291.00</u>		
Total Funding:	\$1,073,992.00		

Total Cost per Ride:	\$ 9.32	State and Federal Cost per Ride:	\$ 4.83
Total Cost per Mile:	\$ 2.40	State and Federal Cost per Mile:	\$ 1.25

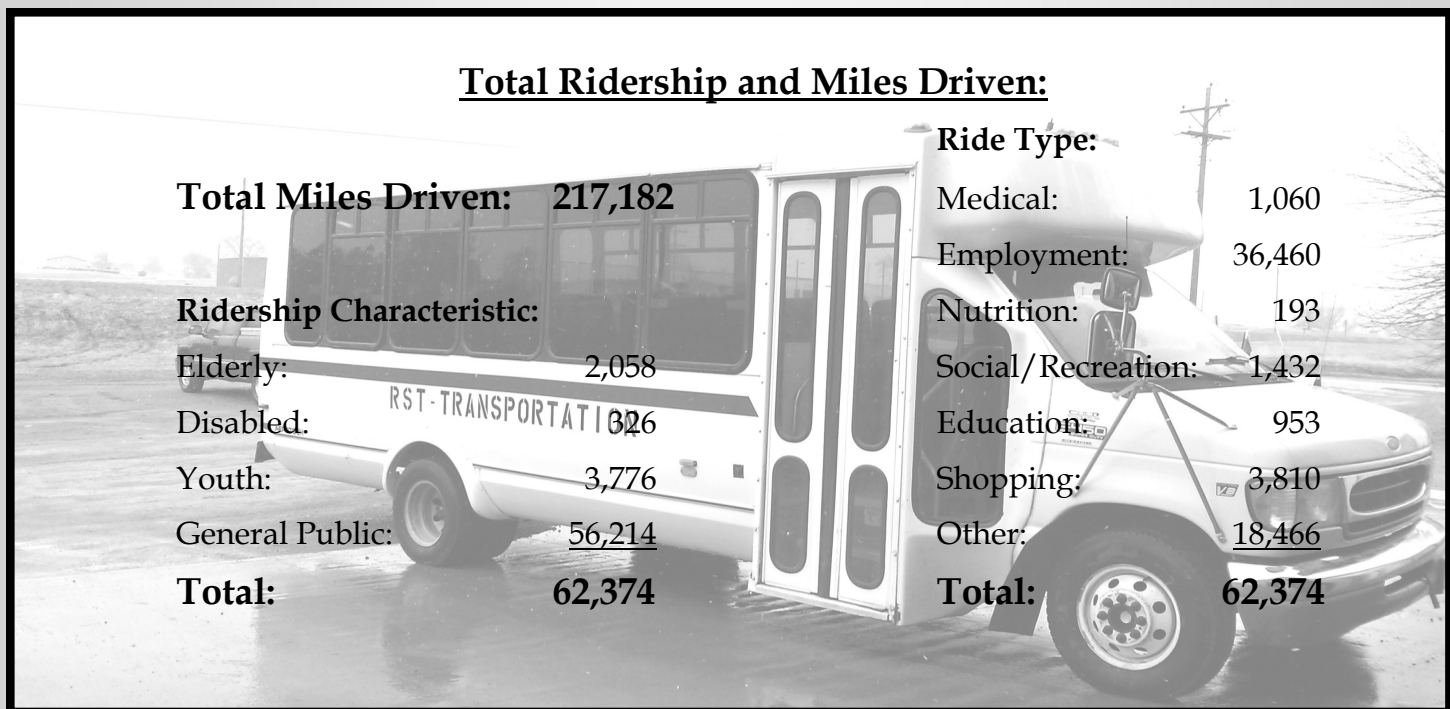
Local Effort: 48.17% of Total Funds.

Phone Number: (605) 487-7635 **Medicaid Provider:** Yes **Website:** rocsinc.org
Jefferson Feeder: No **Number of vehicles:** 36
Service Area: Aurora, Bon Homme, Brule, Charles Mix, Douglas, Gregory, and Turner counties

Rosebud Sioux Tribe Transportation-Rosebud, South Dakota

Director: LeRoy Sleeping Bear

Total Ridership and Miles Driven:



<p>Total Miles Driven: 217,182</p> <p>Ridership Characteristic:</p> <p>Elderly: 2,058</p> <p>Disabled: 326</p> <p>Youth: 3,776</p> <p>General Public: <u>56,214</u></p> <p>Total: 62,374</p>	<p>Ride Type:</p> <p>Medical: 1,060</p> <p>Employment: 36,460</p> <p>Nutrition: 193</p> <p>Social/Recreation: 1,432</p> <p>Education: 953</p> <p>Shopping: 3,810</p> <p>Other: <u>18,466</u></p> <p>Total: 62,374</p>
---	---

Funding and Expenditures:

Section 5311 Funds:	\$ 246,324.00	Total Administration Costs: \$ 154,930.00
Title III-B Funds:	\$ 0.00	Total Operating Costs: <u>\$ 314,084.00</u>
State Funds:	<u>\$ 28,151.00</u>	Total Expenditures: \$ 469,014.00
Total State and Federal Funds:	\$ 274,475.00	
Local Effort*:	<u>\$ 222,689.00</u>	
Total Funding:	\$ 497,164.00	

Total Cost per Ride:	\$ 7.97	State and Federal Cost per Ride: \$ 4.40
Total Cost per Mile:	\$ 2.29	State and Federal Cost per Mile: \$ 1.26
Local Effort: 36.75% of Total Funds		

Phone Number: (605) 747-2718 **Medicaid Provider:** No **Website:** None
Jefferson Feeder: No **Number of vehicles:** 13
Service Area: Rosebud Indian Reservation and communities in Todd and Mellette Counties

Sanborn County Transit - Woonsocket, South Dakota

Director: Jessica Pickett

<u>Total Ridership and Miles Driven:</u>			
Total Miles Driven:	9,734	Ride Type:	
		Medical:	85
		Employment:	0
Ridership Characteristic:	SANBORN COUNTY TRANSIT	Nutrition:	7
Elderly:	1,531	Social/Recreation:	797
Disabled:	27	Education:	0
Youth:	0	Shopping:	728
General Public:	59	Other:	0
Total:	1,617	Total	1,617

Funding and Expenditures:

Section 5311 Funds:	\$22,463.00	Total Administration Costs:	\$ 11,461.00
Title III-B Funds	\$ 1,852.00	Total Operating Costs:	<u>\$ 31,464.00</u>
State Funds:	<u>\$ 3,687.00</u>	Total Expenditures:	\$ 42,925.00
Total State and Federal Funds:	\$ 28,002.00		
Local Effort*:	<u>\$ 18,610.00</u>		
Total Funding:	\$ 46,612.00		

Total Cost per Ride: \$ 28.83 State and Federal Cost per Ride: \$ 17.32

Total Cost per Mile: \$ 4.79 State and Federal Cost per Mile: \$ 2.88

Local Effort: 39.93% of Total Funds

Phone Number: (605) 796-4319 **Medicaid Provider:** No **Website:** www.cityofmitchell.org

Jefferson Feeder: No **Number of vehicles:** 2

Service Area: Sanborn County

Siouxland Regional Transit System - Sioux City, Iowa

Director: Dwight Lang

<u>Total Ridership and Miles Driven:</u>			
Total Miles Driven: 34,509		Ride Type:	
		Medical:	2,235
		Employment:	0
Ridership Characteristic:		Nutrition:	0
Elderly:	1,430	Social/Recreation:	7
Disabled:	805	Education:	67
Youth:	82	Shopping:	34
General Public:	218	Other:	192
Total:	2,535	Total:	2,535

Funding and Expenditures:

Section 5311 Funds:	\$ 35,371.00	Total Administration Costs:	\$ 13,350.00
Title III-B Funds:	\$ 0.00	Total Operating Costs:	\$ 57,626.00
State Funds:	\$ 6,228.00	Total Expenditures:	\$ 70,976.00
Total State and Federal Funds:	\$ 41,599.00		
Local Effort*:	\$ 35,605.00		
Total Funding:	\$ 77,204.00		

Total Cost per Ride: \$ 34.54 State and Federal Cost per Ride: \$ 16.41

Total Cost per Mile: \$ 2.24 State and Federal Cost per Mile: \$ 1.21

Local Effort: 46.12% of Total Funds.

Phone Number: (712) 279-6919 **Medicaid Provider:** No **Website:** www.simpco.org/srts

Jefferson Feeder: Yes **Number of vehicles:** 2

Service Area: Southern Union County

Spink County Public Transit - Redfield, South Dakota

Director: Lisa Manning

<u>Total Ridership and Miles Driven:</u>		<u>Ride Type:</u>	
Total Miles Driven:	23,966	Medical:	1,569
Ridership Characteristic:		Employment:	1,336
Elderly:	8,138	Nutrition:	2,598
Disabled:	582	Social/Recreation:	880
Youth:	16,130	Education:	16,494
General Public:	1,025	Shopping:	1,932
Total:	25,875	Other:	1,066
		Total:	25,875

Funding and Expenditures:

Section 5311 Funds:	\$ 34,571.00	Total Administration Costs:	\$ 16,604.00
Title III-B Funds	\$ 2,614.00	Total Operating Costs:	\$ 53,516.00
State Funds:	\$ 8,470.00	Total Expenditures:	\$ 70,120.00
Total State and Federal Funds:	\$ 45,655.00		
Local Effort*:	\$ 32,935.00		
Total Funding:	\$ 78,590.00		

Total Cost per Ride: \$ 3.04 State and Federal Cost per Ride: \$ 1.58

Total Cost per Mile: \$ 3.28 State and Federal Cost per Mile: \$ 1.90

Local Effort: 41.91% of Total Funds.

Phone Number: (605) 472-1552 **Medicaid Provider:** No **Website:** www.redfield-sd.com

Jefferson Feeder: No **Number of vehicles:** 5

Service Area: Spink County

Standing Rock Transportation - Fort Yates, North Dakota

Director: Pamela Ternes

Total Ridership and Miles Driven:

Total Miles Driven: 80,032		Ride Type:	
		Medical:	335
		Employment:	2,592
Ridership Characteristic:		Nutrition:	0
Elderly:	603	Social/Recreation:	0
Disabled:	44	Education:	492
Youth:	175	Shopping:	348
General Public:	<u>3,077</u>	Other:	<u>132</u>
Total:	3,899	Total:	3,899

Funding and Expenditures:

Section 5311 Funds:	\$ 93,423.00	Total Administration Costs:	\$ 72,913.00
Title III-B Funds	\$ 0.00	Total Operating Costs:	\$ <u>87,956.00</u>
State Funds:	<u>\$ 19,930.00</u>	Total Expenditures:	\$160,869.00
Total State and Federal Funds:	\$ 113,353.00		
Local Effort*:	<u>\$ 67,446.00</u>		
Total Funding:	\$ 180,799.00		

Total Cost per Ride:	\$ 46.37	State and Federal Cost per Ride:	\$ 29.07
Total Cost per Mile:	\$ 2.26	State and Federal Cost per Mile:	\$ 1.42
Local Effort: 37.30% of Total Funds			

Phone Number: (701) 854-8090 **Medicaid Provider:** Yes **Website:** www.sittingbull.edu
Jefferson Feeder: Yes **Number of vehicles:** 3
Service Area: Corson and Walworth County

Vermillion Public Transit - Vermillion, South Dakota

Director: Barb Ballensky

<u>Total Ridership and Miles Driven:</u>		<u>Ride Type:</u>	
Total Miles Driven:	87,670	Medical:	2,956
<u>Ridership Characteristic:</u>		Employment:	38,958
Elderly:	6,840	Nutrition:	1,578
Disabled:	40,128	Social/Recreation:	5,559
Youth:	4,220	Education:	3,046
General Public:	21,356	Shopping:	20,447
Total:	72,544	Other:	0
		Total:	72,544

Funding and Expenditures:

Section 5311 Funds:	\$ 192,938.00	Total Administration Costs:	\$ 96,665.00
Title III-B Funds	\$ 16,660.00	Total Operating Costs:	<u>\$ 280,994.00</u>
State Funds:	<u>\$ 35,675.00</u>	Total Expenditures:	\$ 377,659.00
Total State and Federal Funds:	\$ 245,273.00		
Local Effort*:	<u>\$ 168,062.00</u>		
Total Funding:	\$ 413,335.00		

Total Cost per Ride: \$ 5.70 State and Federal Cost per Ride: \$ 3.25

Total Cost per Mile: \$ 4.71 State and Federal Cost per Mile: \$ 2.80

Local Effort: 40.66% of Total Funds

Phone Number: (605) 624-7433 **Medicaid Provider:** Yes **Website:** www.sesdac.org

Jefferson Feeder: Yes **Number of vehicles:** 7

Service Area: Vermillion, Burbank and Meckling

Watertown Area Transit - Watertown, South Dakota

Director: Terry Hoffman

Total Ridership and Miles Driven:

Total Miles Driven:	146,789	Ride Type:	
		Medical:	6,343
<u>Ridership Characteristic:</u>		Employment:	12,272
Elderly:	9,515	Nutrition:	1,604
Disabled:	7,063	Social/Recreation:	5,320
Youth:	18,634	Education:	18,439
General Public:	12,546	Shopping:	1,763
Total:	47,758	Other:	2,017
		Total:	47,758

Funding and Expenditures:

Section 5311 Funds:	\$ 214,263.00	Total Administration Costs:	\$ 164,297.00
Title III-B Funds	\$ 11,017.00	Total Operating Costs:	\$ 234,050.00
State Funds:	\$ 22,920.00	Total Expenditures:	\$ 398,347.00
Total State and Federal Funds:	\$ 248,200.00		
Local Effort*:	\$ 173,066.00		
Total Funding:	\$ 421,266.00		

Total Cost per Ride: \$ 8.82 State and Federal Cost per Ride: \$ 5.20

Total Cost per Mile: \$ 2.87 State and Federal Cost per Mile: \$ 1.69

Local Effort: 41.08% of Total Funds.

Phone Number: (605) 882-5287 **Medicaid Provider:** Yes **Website:** www.watertowntransit.com

Jefferson Feeder: No **Number of vehicles:** 9

Service Area: The community of Watertown

Yankton Transit - Yankton, South Dakota

Director: Ron Baumgart

Total Ridership and Miles Driven:

<p>Total Miles Driven: 179,637</p> <p><u>Ridership Characteristic:</u></p> <table border="0"> <tr><td>Elderly:</td><td style="text-align: right;">18,117</td></tr> <tr><td>Disabled:</td><td style="text-align: right;">51,314</td></tr> <tr><td>Youth:</td><td style="text-align: right;">48,680</td></tr> <tr><td>General Public:</td><td style="text-align: right;">13,146</td></tr> <tr><td>Total:</td><td style="text-align: right;">131,257</td></tr> </table>	Elderly:	18,117	Disabled:	51,314	Youth:	48,680	General Public:	13,146	Total:	131,257	<p>Ride Type:</p> <table border="0"> <tr><td>Medical:</td><td style="text-align: right;">22,126</td></tr> <tr><td>Employment:</td><td style="text-align: right;">25,058</td></tr> <tr><td>Nutrition:</td><td style="text-align: right;">2,435</td></tr> <tr><td>Social/Recreation:</td><td style="text-align: right;">49,337</td></tr> <tr><td>Education:</td><td style="text-align: right;">26,923</td></tr> <tr><td>Shopping:</td><td style="text-align: right;">5,378</td></tr> <tr><td>Other:</td><td style="text-align: right;">0</td></tr> <tr><td>Total:</td><td style="text-align: right;">131,257</td></tr> </table>	Medical:	22,126	Employment:	25,058	Nutrition:	2,435	Social/Recreation:	49,337	Education:	26,923	Shopping:	5,378	Other:	0	Total:	131,257
Elderly:	18,117																										
Disabled:	51,314																										
Youth:	48,680																										
General Public:	13,146																										
Total:	131,257																										
Medical:	22,126																										
Employment:	25,058																										
Nutrition:	2,435																										
Social/Recreation:	49,337																										
Education:	26,923																										
Shopping:	5,378																										
Other:	0																										
Total:	131,257																										

Funding and Expenditures:

Section 5311 Funds:	\$ 324,257.00	Total Administration Costs:	\$ 217,657.00
Title III-B Funds	\$ 14,498.00	Total Operating Costs:	<u>\$ 421,582.00</u>
State Funds:	<u>\$ 35,874.00</u>	Total Expenditures:	\$ 639,239.00
Total State and Federal Funds:	\$ 374,629.00		
Local Effort*:	<u>\$ 300,484.00</u>		
Total Funding:	\$ 675,113.00		

Total Cost per Ride: \$ 5.14 State and Federal Cost per Ride: \$ 2.85

Total Cost per Mile: \$ 3.76 State and Federal Cost per Mile: \$ 2.09

Local Effort: 44.51% of Total Funds.

Phone Number: (605) 665-4610 **Medicaid Provider:** Yes **Website:** www.yanktonunitedway.org

Jefferson Feeder: No **Number of vehicles:** 25

Service Area: City of Yankton and Yankton County

Other Transit Program Information

Rural Technical Assistance Program (RTAP)

RTAP provides a source of funding to assist in the design and implementation of training and technical assistance projects and other support services tailored to meet the needs of transit operators in rural areas. In FY 2015, South Dakota received \$109,579 in RTAP funds.

FTA Section 5303 Metropolitan Transit Planning Program

\$424,043 in Section 5303 funds were awarded to conduct transit planning studies in FY 2015. These funds have been consolidated with other Metropolitan Transit Funds and are administered through a separate program of SDDOT.

State Funds for Public Transportation in Urban Areas

\$100,000 in State Funds were granted to the transit organizations in Rapid City and Sioux Falls. These organizations are direct recipients of funding from the Federal Transit Administration. These State dollars help meet the local matching fund requirements of the Federal grants.

Drug and Alcohol Testing

During FY15, each transit agency receiving section 5311, 5309 and 5339 funds must provide drug and alcohol tests for employees in safety-sensitive positions randomly throughout the year. Tests are also conducted based off of new employment, reasonable suspicion, and in the event of an accident if qualifications are deemed necessary for a DOT test, post accident. Any positive test is subject to disciplinary action stated in each agencies drug and alcohol policy.

Rural Public Transit Service Areas in South Dakota

A link to an interactive map of all the mentioned service areas is located on the South Dakota Department of Transportation's website or by typing in the link below.

arcgis.sd.gov/server/dot/transit/index.html

Dakota Transit Association Conference

Minot, North Dakota

September 21st-23rd, 2015.



The Dakota Transit Association was formed in 1985 to address the need for greater communication between transportation providers and to serve as a unified voice for public transportation agencies within the state of North and South Dakota at the national level. Each year, transit agencies and State DOT's from both North and South Dakota meet for an annual conference. The conference awards ceremony is an opportunity to recognize those who have contributed their skills and talents to help make public transportation in the Dakotas as successful as it is today.



Travis Bortnem (Brookings Area Transit) accepts his award from director of Brookings Area Transit Brenda Schweitzer for most Outstanding Support Staff.



Watertown Area Transit director Terry Hoffman presents Dave Hoaas (Watertown Area Transit) with the Driver of the Year award.



Director of Prairie Hills Transit Barb Cline presents the staff at Brookings Area Transit with the Innovative Agency of the Year award.

Dakota Transit Association Driver Training and Rodeo

Minot, North Dakota

September 19th & 20th, 2015.

The Dakota Transit Association (DTA) hosts the annual Driver Rodeo as the kickoff to the DTA conference. The DTA Rodeo is an opportunity for drivers to gain recognition for their driving skills. While there are awards for the top finishers, winning is not the primary reason for this competition. The Rodeo is an opportunity to test their skills and meet others in the profession.



DTA Rodeo Top 5 Finishers for South Dakota

Left to Right: Keith Light-River Cities Transit, Adam Sharkey- River Cities Transit, Eric Peterson-River Cities Transit, Brad Stevens-Brookings Area Transit, and Dave Chipman-Prairie Hills Transit



DTA Rodeo Top 5 Finishers from South Dakota and North Dakota



DTA Rodeo Participants from South Dakota

Left to Right: Keith Light-River Cities Transit, Eric Peterson-River Cities Transit, Dave Chipman-Prairie Hills Transit, Norman Miller-Prairie Hills Transit, Adam Sharkey-River Cities Transit, Gary Fredrick-River Cities Transit, Brad Stevens-Brookings Area Transit, Ryan DeRouchey-Aberdeen Ride Line, Marvin Roubideaux-Rosebud Transportation and Vina White Lance-Rosebud Transportation. Not pictured is Elaun Claymore-Rosebud Transportation.

**South Dakota Department of Transportation
Division of Finance & Management
Office of Air, Rail and Transit
700 East Broadway Avenue
Pierre, South Dakota 57501-2586
Sallie.Doty@state.sd.us – 605/773-7038
Lisa.Donner@state.sd.us – 605/773-4169
Jeff.Rutz@state.sd.us – 605/773-8082**

190 Copies of this book were printed.