

**State of South Dakota  
Department of Transportation**

**Public and Specialized Transportation  
Fiscal Year 2009**

**Prepared by:  
South Dakota Department of Transportation  
Division of Finance & Management  
Office of Local Transportation Programs  
700 East Broadway Avenue  
Pierre, South Dakota 57501-2586  
Telephone: (605) 773-4169  
(605) 773-7038  
(605) 773-3574  
Fax: (605) 773-4870  
<http://www.sddot.com/fpa/transit>**

## Introduction

**Welcome to the South Dakota Department of Transportation's Public and Special Transportation statistical report for Fiscal Year 2009.**

**This report is published annually and condenses the fiscal year administration and operational records for the 22 rural public transit systems in South Dakota. The report is published largely to provide information about the performance of the public transit programs for the fiscal year. The report is distributed and available to state and local officials, support agencies, boards of directors, and the general public.**

**Please send any questions or comments to:**

**Melissa Hull or Jackie Mattheis  
South Dakota Department of Transportation  
Division of Finance & Management  
Office of Local Transportation Programs  
700 East Broadway Avenue  
Pierre, South Dakota 57501-2586  
Melissa.Hull@state.sd.us—605/773-7038  
Jackie.Mattheis@state.sd.us—605/773-4169**



## Table of Contents

Introduction	2
Executive Summary	4-5
Total Passenger and Trip Characteristics	6
Chapter 1    Fiscal Year 2009 Specialized Transportation Statistics	7
Chapter 2    Fiscal Year 2009 Section 5311—Administration and Operating Statistics	8
Rural Public Transit Systems Funding Breakdown	9
Rural Public Transportation System Data	10-31
Chapter 3    Other Fiscal Year 2009 Transit Program Statistics	32

---

## Executive Summary

Approximately 50 organizations are currently providing some form of transit services covering approximately 70 percent of the geographic area within South Dakota. These transit organizations assist elderly citizens, citizens with disabilities, school age children, the general public and low income citizens gain access to needed medical, nutrition, education, employment, social and commercial services, particularly in the rural areas of South Dakota.

Transit providers range in size from those which provide daily fixed route/fixed schedule services, to senior citizen centers in rural small towns which provide demand-response services with schedules and destinations determined on a day-to-day basis.

The South Dakota Department of Transportation, Division of Finance & Management, Office of Local Transportation Programs, administers several programs through the United States Federal Transit Administration (FTA) which support public and specialized transportation service providers in South Dakota. These programs include:

- **Section 5303** provides urban transit planning assistance program funds and transit planning activities in the metropolitan areas of South Dakota including Sioux Falls, Rapid City, and North Sioux City.
- **Section 5304** provides statewide rural planning and research. At the state's discretion, the funds may be used for statewide planning, technical assistance, planning support, research and development for nonurbanized areas.
- **Section 5309** provides capital assistance for new and replacement buses and related equipment and facilities to public bodies and agencies including transit authorities, state and local public bodies and other political subdivisions of states, certain public corporations, boards and commissions established under state law.
- **Section 5310** provides capital grants to private nonprofit organizations to assist them in providing transportation services for elderly persons and/or persons with disabilities.

Section 5310 declares a national policy that elderly persons and persons with disabilities have the same right as other persons to utilize mass transportation services and facilities; that special efforts shall be made in the planning and design of mass transportation facilities and services to assure their availability to elderly persons and persons with disabilities; and that all Federal programs offering assistance in the field of mass transportation should contain provisions implementing this policy.

The goal of the Section 5310 program is to provide assistance in meeting the transportation needs of elderly persons and persons with disabilities where public transportation services are unavailable, insufficient, or inappropriate. The Section 5310 program is designed to supplement FTA's other capital assistance programs by funding transportation projects for elderly persons and persons with disabilities in all areas: urbanized, small urban, and rural. Although grant recipients are private nonprofit organizations usually with specific clientele; transportation services funded under this program may be open to other riders once the immediate transportation needs of the grant recipient's organization are satisfied.

- **Section 5311** provides capital, administration, and operating grants for public transportation service projects in non-urbanized areas (less than 50,000 population).

Section 5311 funds are available for capital, operating and project administration costs for rural public transportation projects in areas other than urbanized areas (50,000 population). Public transportation is defined to mean mass transportation by bus, rail, or other conveyance, either publicly or privately owned, which provides service to the general public on a regular and con-

---

tinuing basis. Public transportation services funded by Section 5311 may be designed to maximize usage by transportation-disadvantaged persons, provided that the general public is offered an equal opportunity to utilize the transportation services.

Capital expenses under Sections 5309 and 5311 programs include the acquisition, construction, and improvement of public transportation facilities and equipment needed for an efficient and coordinated public transportation system.

- **Section 5311(b)(3)** Rural Technical Assistance (RTAP) provides funds to support the training and technical assistance needs of rural transit operators and drivers.
- **Section 5316** (JARC or Job Access/Reverse Commute) Job Access grants are for the development of new transportation services for low income workers and/or closing gaps in existing service; Reverse Commute projects are meant to provide transportation to suburban jobs from other suburban, urban and rural locations but not necessarily just for low income households. Subgrantees are required to provide a 50% match for operating expenses and a 20% match for capital expenses.
- **Section 5317** (New Freedom Program) formula grants aim to provide additional tools to overcome barriers facing citizens with disabilities seeking to integrate into the workforce and fully participate in society. Lack of adequate transportation is a principal barrier to employment for citizens with disabilities. This program seeks to expand transportation mobility options available to persons with disabilities beyond the requirements of the Americans with Disabilities Act of 1990. Subgrantees are required to provide a 50% match for operating expense. New Freedom funds are not eligible for capital purchases.
- The Office of Local Transportation Programs provides state dollars from the South Dakota Public and Specialized Transportation Assistance Fund to help meet the local matching fund requirements of Federal transit program grantees.

The Office of Local Transportation Programs and the South Dakota Department of Social Services, Division of Adult Services and Aging work in close coordination in matters pertaining to transportation services for people who are elderly or have disabilities. Each year, the Division of Adult Services and Aging provides funds which are dispersed through our office to offset transportation costs for some agencies. Transportation is considered a supportive function eligible through Title III-B. These funds are referred to as Title III-B funds throughout this book.

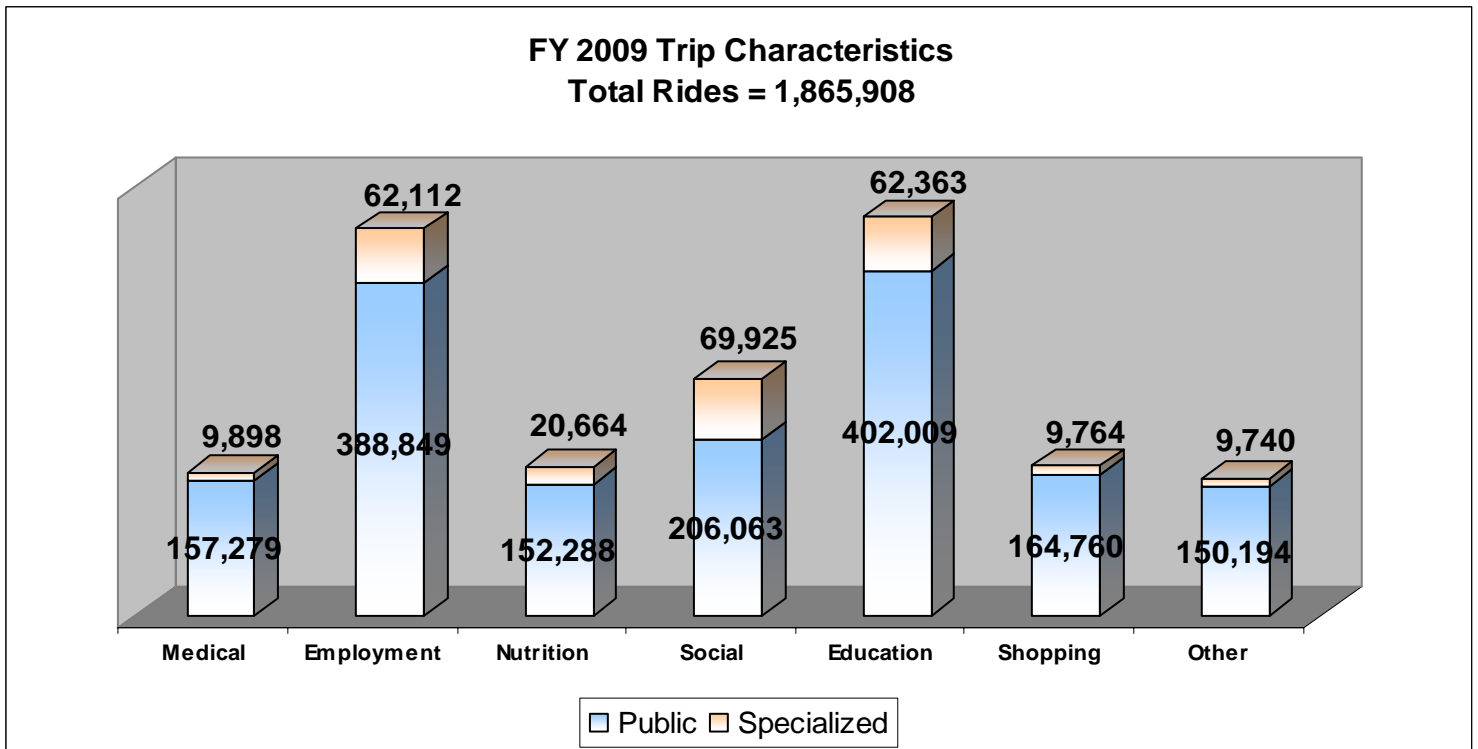
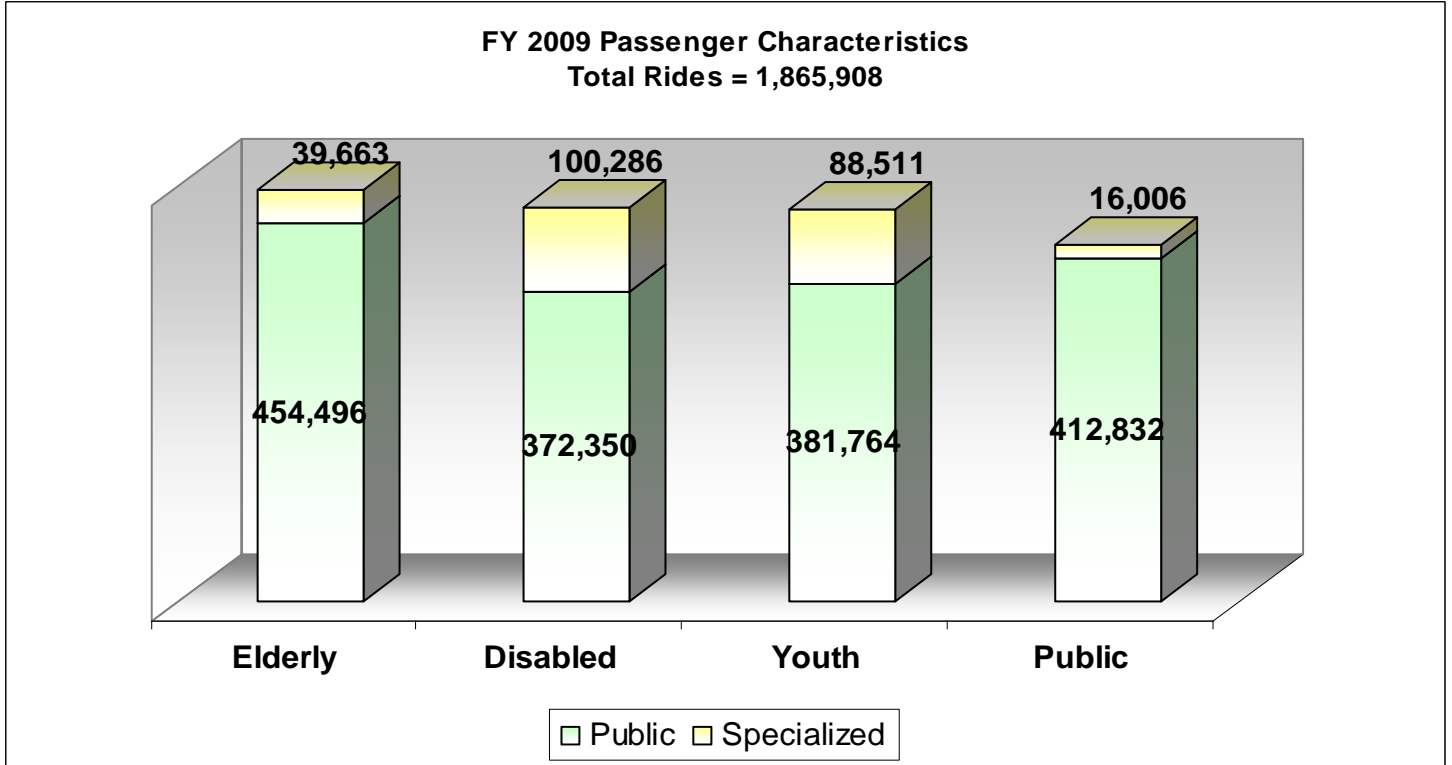
During Fiscal Year 2009, 426 vehicles funded by FTA Section 5309, FTA Section 5310, and FTA Section 5311, including a few non-FTA funded vehicles receiving FTA Section 5311 operating funds, provided rural public and special transportation services in South Dakota. These 426 vehicles traveled 4,921,623 miles and carried 1,865,908 passengers during Fiscal Year 2009.

The transit systems operating in Sioux Falls and Rapid City receive FTA Section 5307 urban transit capital and operating funds directly from FTA. During Calendar Year 2009, Sioux Falls and Rapid City public transit vehicles traveled 1,213,966 miles and carried 1,235,011 passengers.

The Deadwood Trolley System provided 189,719 rides and traveled 98,748 miles during Fiscal Year 2009.

Public and special transportation service providers are a key element in the successful implementation of numerous state policy objectives. Among those is the effort to keep elderly citizens and citizens with disabilities in their own homes and communities—in an independent living status, instead of forcing them into the more costly nursing home environment or requiring them to migrate to large urban areas for needed services.

## Rural Public and Specialized Transportation Passenger and Trip Characteristics FY 2009

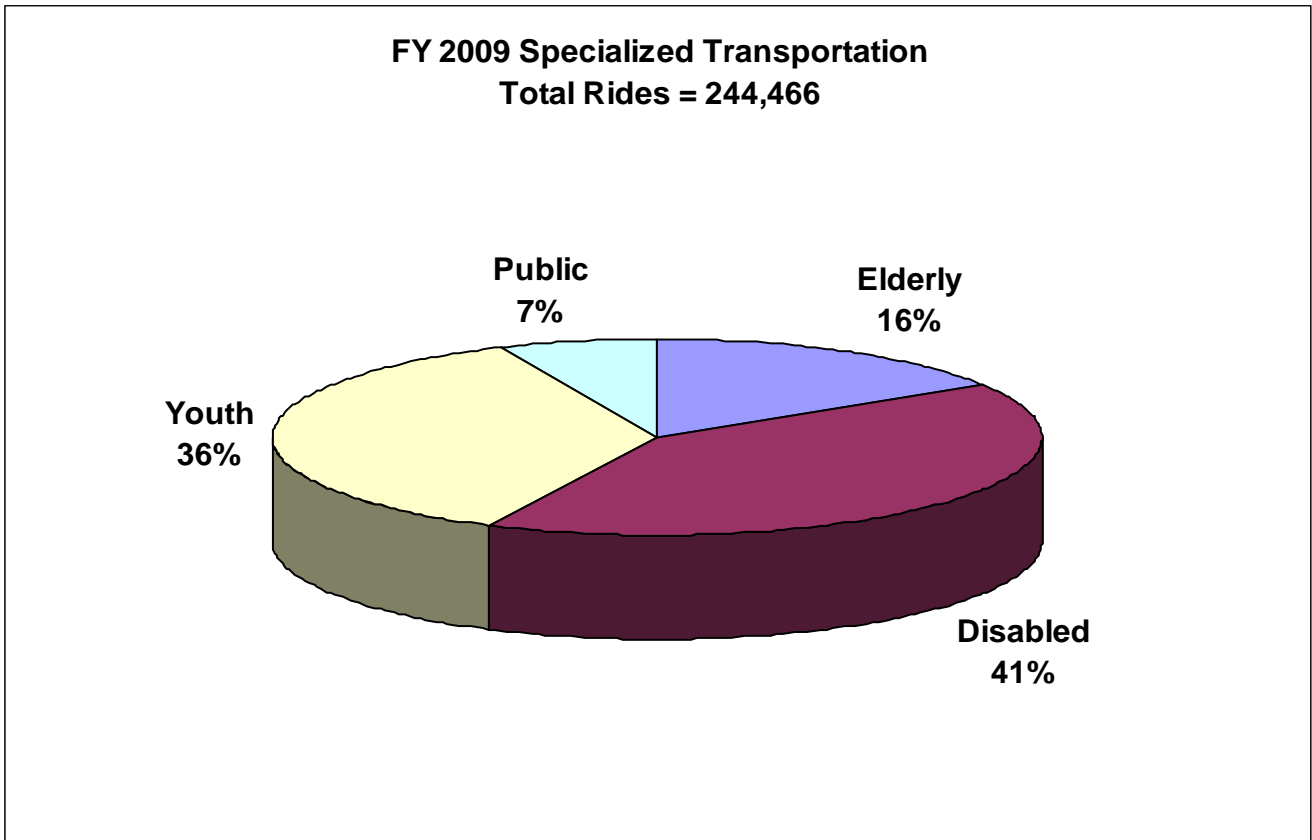


**Chapter 1      Fiscal Year 2009      Specialized Transportation Statistics**

During Fiscal Year 2009, 72 vehicles operating in South Dakota providing specialized transportation were funded under FTA Section 5309 and FTA Section 5310 programs.

These 72 vehicles traveled 615,835 miles and carried 244,466 passengers.

This graph indicates that citizens with disabilities were the major users of specialized transportation services in South Dakota during Fiscal Year 2009.



## Chapter 2      Fiscal Year 2009      Administration and Operating Statistics

The goals of Section 5311 program are to:

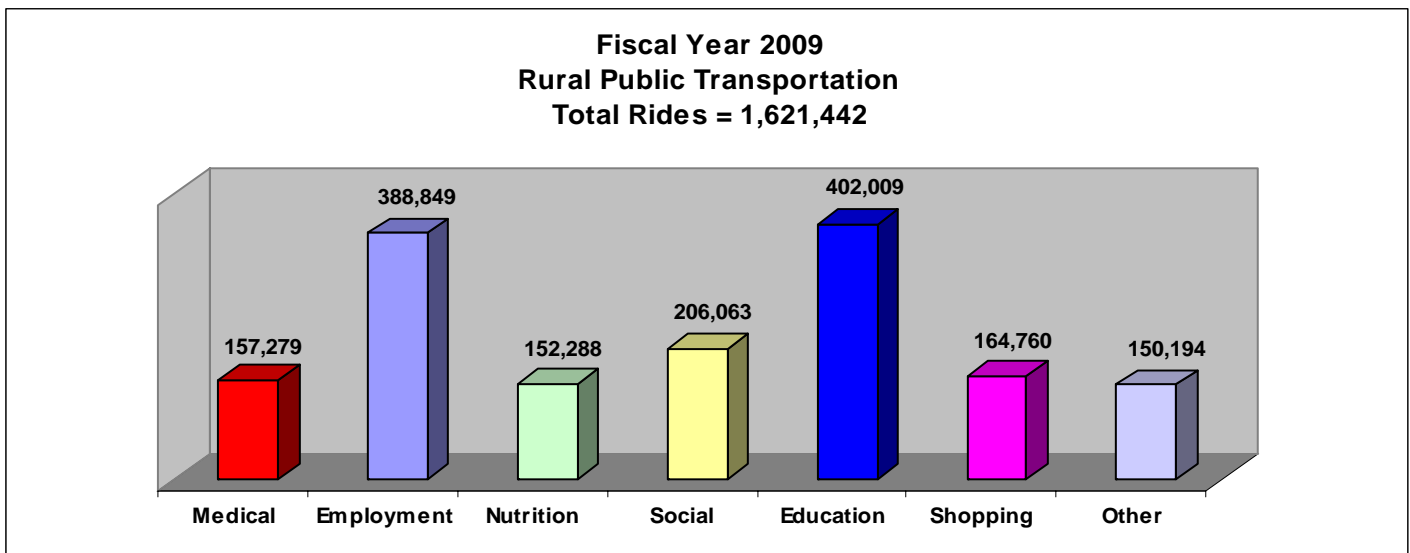
- ◆ Enhance the access of people in non-urbanized areas to health care, shopping, education, employment, public service, and recreation.
- ◆ Assist in the maintenance, development, improvement, and use of public transportation systems in rural and small urban areas.
- ◆ Encourage and make possible the most efficient use of federal funds used to provide passenger transportation in non-urbanized areas through the coordination of programs and services.

The Section 5311 program treats project administration expenses as a separate cost category from capital and operating expenses. Administration expenses are considered “non-operating”, and are funded at 82.82% Federal share.

Operating expenses are considered those costs directly related to system operation. Net operating expenses remain after operating revenues are subtracted from eligible operating expenses. Operating expenses are funded at 51.76% Federal share of the net operating expenses.

Local funds for the 22 rural public transit agencies represent over \$3.75 million or 40.3% of total funds to keep the rural public transits operating. Local funds for the purposes of this report may include rider fares and donations, contracts with other agencies, management contracts, revenue generated from advertising, and sponsorships.

During Fiscal Year 2009, 22 organizations provided rural public demand-response transportation services in South Dakota. These organizations operated 354 vehicles and contracted with one taxi cab company for a total expenditure of \$9,305,575.01.





---

# **Fiscal Year 2009**

## **Funding Sources of Rural Public Transit Systems**

**Section 5311 Funds = \$4,564,560.05**

**Local Funds = \$3,751,488.92**

**State Funds = \$698,000.00**

**Title III-B Funds = \$291,526.04**

---

Aberdeen Ride Line – Aberdeen, South Dakota

Director: Diana Daly

Aberdeen Ride Line serves Aberdeen and Brown County. Service is provided as requested in the county and smaller communities. Service is Monday through Friday, 7:00am to 7:00pm. Aberdeen Ride Line is a Medicaid provider, and is a ticket agent and feeder service for the inter-city bus service Jefferson Lines. Aberdeen Ride Line had 42 vehicles in operation for fiscal year 2009. This includes vehicles that are not operated with any federal or state funds granted to Aberdeen Ride Line.

**Total Ridership and Miles Driven:**

		<b>Ride Type:</b>	
<b>Total Miles Driven:</b>	<b>276,379</b>	Medical:	14,540
		Employment:	20,078
		Nutrition:	886
		Social/Recreation:	6,949
		Education:	49,660
		Shopping:	5,991
		Other:	<u>4,285</u>
		<b>Total:</b>	<b>102,389</b>
<b>Ridership Characteristic:</b>			
Elderly:	17,706		
Disabled:	46,747		
Youth:	25,066		
General Public:	<u>12,870</u>		
<b>Total:</b>	<b>102,389</b>		

**Funding and Expenditures:**

Section 5311 Funds:	\$196,655.87	Total Administration Costs*:	\$110,351.22
Title III-B Funds:	\$ 15,916.00	Total Operating Costs:	<u>\$367,071.59</u>
State Funds:	<u>\$ 57,147.00</u>	<b>Total Expenditures:</b>	<b>\$477,422.81</b>
<b>Total State and Federal Funds:</b>	<b>\$269,718.87</b>	*Includes vehicle insurance costs.	
Local Funds**:	<u>\$207,703.94</u>	Insurance Cost:	\$21,160.00
<b>Total Funding:</b>	<b>\$477,422.81</b>		

**\*\*Local Funds represent 43.51% of Total Funds.**

**Rider Fares and Bus Donations = \$61,465.60**

Total Cost per Ride:	\$4.66	State and Federal Cost per Ride:	\$2.63
Total Cost per Mile:	\$1.73	State and Federal Cost per Mile:	\$0.98

Arrow Transit - Lemmon, South Dakota

Director: Christina Block

Arrow Transit serves Bison, Faith and Lemmon. Lemmon service is Monday through Friday from 7:30am to 5:15pm, and Sunday from 8:00am to 1:00pm. Arrow Transit provides regular scheduled trips to Bismarck, Dickinson, and Hettinger, ND, and to Rapid City, SD. Bison provides two trips a month to Lemmon, SD and Hettinger or Bowman, ND, upon request for medical needs. Faith receives service to Rapid City/Sturgis twice per month. Arrow Transit is a Medicaid provider and operated 21 vehicles in fiscal year 2009.

**Total Ridership and Miles Driven:**

		<b>Ride Type:</b>	
<b>Total Miles Driven:</b>	<b>131,238</b>	Medical:	2,692
		Employment:	11,805
		Nutrition:	11,855
		Social/Recreation:	8,646
		Education:	6,806
		Shopping:	12,868
		Other:	<u>0</u>
		<b>Total:</b>	<b>54,672</b>
		<b>Ridership Characteristic:</b>	
Elderly:	29,115		
Disabled:	12,834		
Youth:	7,657		
General Public:	<u>5,066</u>		
<b>Total:</b>	<b>54,672</b>		

**Funding and Expenditures:**

Section 5311 Funds:	\$ 98,412.98	Total Administration Costs*:	\$120,762.38
Title III-B Funds:	\$ 10,829.00	Total Operating Costs:	<u>\$157,605.16</u>
State Funds:	<u>\$ 29,951.00</u>	<b>Total Expenditures:</b>	<b>\$278,367.54</b>
<b>Total State and Federal Funds:</b>	<b>\$139,192.98</b>	*Includes vehicle insurance costs.	
Local Funds**:	<u>\$139,174.56</u>	Insurance Cost:	\$32,344.42
<b>Total Funding:</b>	<b>\$278,367.54</b>		

**\*\*Local Funds represent 50.00% of Total Funds.**

**Rider Fares and Bus Donations = \$35,888.81**

Total Cost per Ride:	\$5.09	State and Federal Cost per Ride:	\$2.55
Total Cost per Mile:	\$2.12	State and Federal Cost per Mile:	\$1.06

Brandon City Transit - Brandon, South Dakota

Director: Jessica Pickett

Brandon City Transit serves the City of Brandon. Service is provided Monday through Friday 9:00am to 3:30pm and Sundays for church services.

Brandon City Transit had 3 vehicles in operation for fiscal year 2009.

**Total Ridership and Miles Driven:**

		<b>Ride Type:</b>	
<b>Total Miles Driven:</b>	<b>18,237</b>	Medical:	614
		Employment:	182
		Nutrition:	47
		Social/Recreation:	1,156
		Education:	7,004
		Shopping:	1,486
		Other:	<u>592</u>
		<b>Total:</b>	<b>11,081</b>
<b>Ridership Characteristic:</b>			
Elderly:	3,062		
Disabled:	512		
Youth:	6,988		
General Public:	<u>519</u>		
<b>Total:</b>	<b>11,081</b>		

**Funding and Expenditures:**

Section 5311 Funds:	\$36,947.19	Total Administration Costs*:	\$14,009.96
Title III-B Funds:	\$ 1,131.00	Total Operating Costs:	<u>\$61,154.94</u>
State Funds:	<u>\$ 5,856.00</u>	<b>Total Expenditures:</b>	<b>\$75,164.90</b>
<b>Total State and Federal Funds:</b>	<b>\$43,934.19</b>	*Includes vehicle insurance costs.	
Local Funds**:	<u>\$31,230.71</u>	Insurance Cost:	\$1,574.96
<b>Total Funding:</b>	<b>\$75,164.90</b>		

**\*\*Local Funds represent 41.55% of Total Funds.**

**Rider Fares and Bus Donations = \$7,885.91**

Total Cost per Ride:	\$6.78	State and Federal Cost per Ride:	\$3.96
Total Cost per Mile:	\$4.12	State and Federal Cost per Mile:	\$2.41

Brookings Area Transit Authority - Brookings, South Dakota  
Director: Brenda Schweitzer

Brookings Area Transit Authority serves Brookings and Brookings County. Service in Brookings is Monday through Friday 5:00am to 10:00pm; Saturday 7:00 am to 10:00 pm, and Sunday from 7:30am to 6:00pm. Advanced reservations suggested; same-day service available. BATA serves surrounding communities and service is available to Watertown, Sioux Falls and area with prior arrangements. BATA is a Medicaid provider and had 22 vehicles in operation in fiscal year 2009.

**Total Ridership and Miles Driven:**

		<b>Ride Type:</b>	
<b>Total Miles Driven:</b>	<b>345,410</b>	Medical:	6,230
		Employment:	30,575
		Nutrition:	4,867
		Social/Recreation:	28,029
		Education:	20,199
		Shopping:	5,531
		Other:	<u>6,984</u>
		<b>Total:</b>	<b>102,415</b>
<b>Ridership Characteristic:</b>			
Elderly:	13,732		
Disabled:	20,572		
Youth:	22,356		
General Public:	<u>45,755</u>		
<b>Total:</b>	<b>102,415</b>		

**Funding and Expenditures:**

Section 5311 Funds:	\$401,042.49	Total Administration Costs*:	\$273,496.96
Title III-B Funds:	\$ 9,585.00	Total Operating Costs:	<u>\$471,482.33</u>
State Funds:	<u>\$ 29,750.00</u>	<b>Total Expenditures:</b>	<b>\$744,979.29</b>
<b>Total State and Federal Funds:</b>	<b>\$440,377.49</b>	*Includes vehicle insurance costs.	
Local Funds**:	<u>\$304,601.80</u>	Insurance Cost:	\$39,754.00
<b>Total Funding:</b>	<b>\$744,979.29</b>		

**\*\*Local Funds represent 40.89% of Total Funds.**

**Rider Fares and Bus Donations = \$101,640.11**

Total Cost per Ride:	\$7.27	State and Federal Cost per Ride:	\$4.30
Total Cost per Mile:	\$2.16	State and Federal Cost per Mile:	\$1.27

Community Transit - Sisseton, South Dakota

Director: Carol Seurer

Community Transit serves Milbank, Lennox, Sisseton, Webster, Eureka, Bowdle and Britton daily. Service in Marshall, Day, Roberts, Edmunds, Campbell, and McPherson counties is provided upon request. Community Transit is a Medicaid provider and had 14 vehicles in operation in fiscal year 2009.

**Total Ridership and Miles Driven:**

		<b>Ride Type:</b>	
<b>Total Miles Driven:</b>	<b>182,255</b>	Medical:	9,612
		Employment:	3,226
		Nutrition:	20,802
<b>Ridership Characteristic:</b>		Social/Recreation:	4,272
Elderly:	53,833	Education:	21,437
Disabled:	4,866	Shopping:	22,662
Youth:	21,605	Other:	<u>5,081</u>
General Public:	<u>6,788</u>	<b>Total:</b>	<b>87,092</b>
<b>Total:</b>	<b>87,092</b>		

**Funding and Expenditures:**

Section 5311 Funds:	\$210,475.05	Total Administration Costs*:	\$144,039.49
Title III-B Funds:	\$ 33,041.04	Total Operating Costs:	<u>\$248,643.74</u>
State Funds:	<u>\$ 37,167.00</u>	<b>Total Expenditures:</b>	<b>\$392,683.23</b>
<b>Total State and Federal Funds:</b>	<b>\$282,683.09</b>	*Includes vehicle insurance costs.	
Local Funds**:	<u>\$110,000.14</u>	Insurance Cost:	\$43,433.62
<b>Total Funding:</b>	<b>\$392,683.23</b>		

**\*\*Local Funds represent 28.01% of Total Funds.**

**Rider Fares and Bus Donations = \$58,124.67**

Total Cost per Ride:	\$4.51	State and Federal Cost per Ride:	\$3.25
Total Cost per Mile:	\$2.15	State and Federal Cost per Mile:	\$1.55

Dell Rapids Transit - Dell Rapids, South Dakota

Director: Jessica Pickett

Dell Rapids Transit serves the City of Dell Rapids. Service is provided Tuesday through Thursday from 9:00am to 3:30pm. Dell Rapids Transit had 1 vehicle in operation in fiscal year 2009.

**Total Ridership and Miles Driven:**

		<b>Ride Type:</b>	
<b>Total Miles Driven:</b>	<b>7,860</b>	Medical:	703
		Employment:	1
		Nutrition:	275
		Social/Recreation:	371
		Education:	1,059
		Shopping:	1,756
		Other:	<u>263</u>
<b>Total:</b>	<b>4,428</b>	<b>Total:</b>	<b>4,428</b>

<b>Ridership Characteristic:</b>	
Elderly:	2,599
Disabled:	2
Youth:	1,062
General Public:	<u>765</u>
<b>Total:</b>	<b>4,428</b>

**Funding and Expenditures:**

Section 5311 Funds:	\$14,054.01	Total Administration Costs*:	\$ 9,226.99
Title III-B Funds:	\$ 1,131.00	Total Operating Costs:	<u>\$17,069.14</u>
State Funds:	<u>\$ 2,434.00</u>	<b>Total Expenditures:</b>	<b>\$26,296.13</b>
<b>Total State and Federal Funds:</b>	<b>\$17,619.01</b>	*Includes vehicle insurance costs.	
Local Funds**:	<u>\$ 8,677.12</u>	Insurance Cost:	\$501.99
<b>Total Funding:</b>	<b>\$26,296.13</b>		

**\*\*Local Funds represent 33.00% of Total Funds.**

**Rider Fares and Bus Donations = \$3,807.85**

Total Cost per Ride:	\$5.94	State and Federal Cost per Ride:	\$3.98
Total Cost per Mile:	\$3.35	State and Federal Cost per Mile:	\$2.24

East Dakota Transit - Madison, South Dakota

Director: Jessica Pickett

East Dakota transit serves Madison and Lake County. Service in Madison is provided during the school year, Monday through Friday from 7:30am to 4:30pm and during the summer from 8:00am to 4:30pm; and as needed for medical reasons in the county and smaller communities and service is provided on Sundays for church services. There were 3 vehicles in operation in fiscal year 2009 for East Dakota Transit.

**Total Ridership and Miles Driven:**

		<b>Ride Type:</b>	
<b>Total Miles Driven:</b>	<b>25,548</b>	Medical:	1,220
		Employment:	10,280
		Nutrition:	17
		Social/Recreation:	1,273
		Education:	4,745
		Shopping:	357
		Other:	<u>1,376</u>
		<b>Total:</b>	<b>19,268</b>
		<b>Total:</b>	<b>19,268</b>

<b>Ridership Characteristic:</b>	
Elderly:	3,658
Disabled:	10,611
Youth:	4,272
General Public:	<u>727</u>
<b>Total:</b>	<b>19,268</b>

**Funding and Expenditures:**

Section 5311 Funds:	\$61,930.29	Total Administration Costs*:	\$ 29,295.10
Title III-B Funds:	\$ 4,809.00	Total Operating Costs:	<u>\$ 95,802.52</u>
State Funds:	<u>\$ 9,660.00</u>	<b>Total Expenditures:</b>	<b>\$125,097.62</b>
<b>Total State and Federal Funds:</b>	<b>\$ 76,399.29</b>	*Includes vehicle insurance costs.	
Local Funds**:	<u>\$ 48,698.33</u>	Insurance Cost:	\$4,765.20
<b>Total Funding:</b>	<b>\$125,097.62</b>		

**\*\*Local Funds represent 38.93% of Total Funds.**

**Rider Fares and Bus Donations = \$22,848.08**

Total Cost per Ride:	\$6.49	State and Federal Cost per Ride:	\$3.97
Total Cost per Mile:	\$4.90	State and Federal Cost per Mile:	\$2.99



## Groton Community Transit - Groton, South Dakota

Director: Arlis Doeden

Groton Community Transit serves the City of Groton. Service is provided Monday through Friday from 8:00am to 5:00pm, and pre-scheduled trips on Saturday and Sunday. Groton Community Transit had 2 vehicles in operation in fiscal year 2009.

**Total Ridership and Miles Driven:**

		<b>Ride Type:</b>	
<b>Total Miles Driven:</b>	<b>6,413</b>	Medical:	208
		Employment:	549
		Nutrition:	13
<b>Ridership Characteristic:</b>		Social/Recreation:	722
Elderly:	654	Education:	4,702
Disabled:	580	Shopping:	187
Youth:	5,996	Other:	<u>900</u>
General Public:	<u>51</u>	<b>Total:</b>	<b>7,281</b>
<b>Total:</b>	<b>7,281</b>		

**Funding and Expenditures:**

Section 5311 Funds:	\$29,729.73	Total Administration Costs*:	\$32,711.03
Title III-B Funds:	\$ 523.00	Total Operating Costs:	<u>\$13,031.23</u>
State Funds:	<u>\$ 3,944.00</u>	<b>Total Expenditures:</b>	<b>\$45,742.26</b>
<b>Total State and Federal Funds:</b>	<b>\$34,196.73</b>	*Includes vehicle insurance costs.	
Local Funds**:	<u>\$11,545.53</u>	Insurance Cost:	\$2,895.00
<b>Total Funding:</b>	<b>\$45,742.26</b>		

**\*\*Local Funds represent 25.24% of Total Funds.****Rider Fares and Bus Donations = \$3,563.75**

Total Cost per Ride:	\$6.28	State and Federal Cost per Ride:	\$4.70
Total Cost per Mile:	\$7.13	State and Federal Cost per Mile:	\$5.33

Inter-Lakes Community Action Transit - Madison, South Dakota

Director: Jessica Pickett

Inter-Lakes Community Action Transit serves Deuel, Miner and Moody counties and communities. Service is provided upon request with regular Monday through Friday service in Flandreau and Clear Lake. Regular service in Howard, Tuesday through Friday and two Mondays a month. Inter-Lakes Community Action Transit had 3 vehicles in operation in fiscal year 2009

**Total Ridership and Miles Driven:**

		<b>Ride Type:</b>	
<b>Total Miles Driven:</b>	<b>21,864</b>	Medical:	2,488
		Employment:	473
		Nutrition:	778
		Social/Recreation:	1,947
		Education:	4,628
		Shopping:	2,828
		Other:	<u>1,046</u>
		<b>Total:</b>	<b>14,188</b>
<b>Ridership Characteristic:</b>			
Elderly:	9,018		
Disabled:	415		
Youth:	4,625		
General Public:	<u>130</u>		
<b>Total:</b>	<b>14,188</b>		

**Funding and Expenditures:**

Section 5311 Funds:	\$ 52,992.00	Total Administration Costs*:	\$ 21,906.12
Title III-B Funds:	\$ 4,631.00	Total Operating Costs:	<u>\$ 78,492.42</u>
State Funds:	<u>\$ 8,655.00</u>	<b>Total Expenditures:</b>	<b>\$100,398.54</b>
<b>Total State and Federal Funds:</b>	<b>\$ 66,278.00</b>	*Includes vehicle insurance costs.	
Local Funds**:	<u>\$ 34,120.54</u>	Insurance Cost:	\$1,551.98
<b>Total Funding:</b>	<b>\$100,398.54</b>		

**\*\*Local Funds represent 33.99% of Total Funds.**

**Rider Fares and Bus Donations = \$10,466.58**

Total Cost per Ride:	\$7.08	State and Federal Cost per Ride:	\$4.67
Total Cost per Mile:	\$4.59	State and Federal Cost per Mile:	\$3.03

Palace Transit - Mitchell, South Dakota

Director: Brenda Paradis

Palace Transit serves Mitchell and Davison County. Mitchell service is provided Monday through Thursday from 5:30am to 2:00am. Friday from 5:30am to 3:00am, Saturday 5:30am to 3:00am, Sunday 6:00am to 10:00pm. Service in the county and smaller communities is provided upon request. Palace Transit is a Medicaid provider and had 17 vehicles in operation in fiscal year 2009. This includes vehicles that are not operated with federal or state funds granted to Palace Transit.

Total Ridership and Miles Driven:

		<b>Ride Type:</b>	
<b>Total Miles Driven:</b>	<b>233,129</b>	Medical:	17,431
		Employment:	19,201
		Nutrition:	2,320
		Social/Recreation:	34,154
		Education:	30,086
		Shopping:	5,380
		Other:	<u>2,212</u>
		<b>Total:</b>	<b>110,784</b>

<b>Ridership Characteristic:</b>	
Elderly:	20,971
Disabled:	30,567
Youth:	34,137
General Public:	<u>25,109</u>
<b>Total:</b>	<b>110,784</b>

Funding and Expenditures:

Section 5311 Funds:	\$285,403.37	Total Administration Costs*:	\$141,162.47
Title III-B Funds:	\$ 19,697.00	Total Operating Costs:	<u>\$437,123.75</u>
State Funds:	<u>\$ 60,431.00</u>	<b>Total Expenditures:</b>	<b>\$578,286.22</b>
<b>Total State and Federal Funds:</b>	<b>\$365,531.37</b>	*Includes vehicle insurance costs.	
Local Funds**:	<u>\$212,754.85</u>	Insurance Cost:	\$10,926.00
<b>Total Funding:</b>	<b>\$578,286.22</b>		

**\*\*Local Funds represent 36.79% of Total Funds.**

**Rider Fares and Bus Donations = \$111,597.10**

Total Cost per Ride:	\$5.22	State and Federal Cost per Ride:	\$3.30
Total Cost per Mile:	\$2.48	State and Federal Cost per Mile:	\$1.57

People's Transit - Huron, South Dakota

Director: Sandy Mack

People's Transit serves Huron and Beadle County. Service in the county and smaller communities is provided upon request. Huron service operates Monday through Friday from 6:00am to 8:00pm, Saturday from 8:00am to 8:00pm, and Sunday from 8:00am to 2:00pm. People's Transit is a Medicaid provider and had 21 vehicles in operation in fiscal year 2009. This includes vehicles that are not operated with federal or state funds granted to People's Transit.

**Total Ridership and Miles Driven:**

		<b>Ride Type:</b>	
<b>Total Miles Driven:</b>	<b>293,454</b>	Medical:	29,914
		Employment:	62,220
		Nutrition:	2,073
		Social/Recreation:	24,039
		Education:	33,813
		Shopping:	19,257
		Other:	<u>9,845</u>
		<b>Total:</b>	<b>181,161</b>
<b>Ridership Characteristic:</b>			
Elderly:	55,451		
Disabled:	56,117		
Youth:	33,274		
General Public:	<u>36,319</u>		
<b>Total:</b>	<b>181,161</b>		

**Funding and Expenditures:**

Section 5311 Funds:	\$311,390.88	Total Administration Costs*:	\$167,215.66
Title III-B Funds:	\$ 19,096.00	Total Operating Costs:	<u>\$454,347.41</u>
State Funds:	<u>\$ 51,737.00</u>	<b>Total Expenditures:</b>	<b>\$621,563.07</b>
<b>Total State and Federal Funds:</b>	<b>\$382,223.88</b>	*Includes vehicle insurance costs.	
Local Funds**:	<u>\$239,339.19</u>	Insurance Cost:	\$20,098.00
<b>Total Funding:</b>	<b>\$621,563.07</b>		

**\*\*Local Funds represent 38.51% of Total Funds.**

**Rider Fares and Bus Donations = \$93,962.27**

Total Cost per Ride:	\$3.43	State and Federal Cost per Ride:	\$2.11
Total Cost per Mile:	\$2.12	State and Federal Cost per Mile:	\$1.30

River Cities Public Transit - Pierre, South Dakota

Director: Ron Baumgart

River Cities Public Transit provides 24-hour service in Pierre, Fort Pierre and the surrounding area. Also serving Gettysburg, Lower Brule, Blunt, Harrold, Vivian and Highmore. All totals include transit programs for Pierre, Lower Brule and Gettysburg. River Cities Transit is a ticket agent and feeder service for the inter-city bus service Jefferson Lines. River Cities Transit is a Medicaid provider and had 81 vehicles in operation in fiscal year 2009, which includes vehicles that are not operated with federal or state funds granted to River Cities Transit.

**Total Ridership and Miles Driven:**

		<b>Ride Type:</b>	
<b>Total Miles Driven:</b>	<b>1,082,045</b>	Medical:	15,701
		Employment:	57,331
		Nutrition:	5,120
		Social/Recreation:	36,245
		Education:	85,313
		Shopping:	20,266
		Other:	<u>75,351</u>
		<b>Total:</b>	<b>295,327</b>
<b>Ridership Characteristic:</b>			
Elderly:	22,478		
Disabled:	68,587		
Youth:	81,636		
General Public:	<u>122,626</u>		
<b>Total:</b>	<b>295,327</b>		

**Funding and Expenditures:**

Section 5311 Funds:	\$1,172,018.09	Total Administration Costs*:	\$ 667,945.00
Title III-B Funds:	\$ 13,956.00	Total Operating Costs:	<u>\$1,657,511.00</u>
State Funds:	<u>\$ 89,055.00</u>	<b>Total Expenditures:</b>	<b>\$2,325,456.00</b>
<b>Total State and Federal Funds:</b>	<b>\$1,275,029.09</b>	*Includes vehicle insurance costs.	
Local Funds**:	<u>\$1,050,426.91</u>	Insurance Cost:	\$94,577.80
<b>Total Funding:</b>	<b>\$2,325,456.00</b>		

**\*\*Local Funds represent 45.17% of Total Funds.**

**Rider Fares and Bus Donations = \$256,492.00**

Total Cost per Ride:	\$7.87	State and Federal Cost per Ride:	\$4.32
Total Cost per Mile:	\$2.15	State and Federal Cost per Mile:	\$1.18

ROCS Transit - Lake Andes, South Dakota

Director: Winnie Jo Jons

ROCS Transit serves the counties of Aurora, Bon Homme, Brule, Charles Mix, Douglas, Gregory, Hanson and Turner. Also serving cities of Beresford, Bridgewater, Canton, Hudson, Parkston, Westington Springs, Winner and Tripp. Regular trips to Mitchell, Yankton and Sioux Falls are available in most areas upon request. ROCS Transit is a Medicaid provider and had 40 vehicles in operation in fiscal year 2009.

**Total Ridership and Miles Driven:**

		<b>Ride Type:</b>	
<b>Total Miles Driven:</b>	<b>426,906</b>	Medical:	14,539
		Employment:	26,864
		Nutrition:	76,910
		Social/Recreation:	12,897
		Education:	50,846
		Shopping:	14,931
		Other:	<u>3,426</u>
		<b>Total:</b>	<b>200,413</b>
<b>Ridership Characteristic:</b>			
Elderly:	113,005		
Disabled:	28,606		
Youth:	46,350		
General Public:	<u>12,452</u>		
<b>Total:</b>	<b>200,413</b>		

**Funding and Expenditures:**

Section 5311 Funds:	\$428,298.42	Total Administration Costs*:	\$186,279.52
Title III-B Funds:	\$ 36,339.00	Total Operating Costs:	<u>\$747,758.87</u>
State Funds:	<u>\$ 67,234.00</u>	<b>Total Expenditures:</b>	<b>\$934,038.39</b>
<b>Total State and Federal Funds:</b>	<b>\$531,871.42</b>	*Includes vehicle insurance costs.	
Local Funds**:	<u>\$402,166.97</u>	Insurance Cost:	\$30,315.25
<b>Total Funding:</b>	<b>\$934,038.39</b>		

**\*\*Local Funds represent 43.06% of Total Funds.**

**Rider Fares and Bus Donations = \$143,922.55**

Total Cost per Ride:	\$4.66	State and Federal Cost per Ride:	\$2.65
Total Cost per Mile:	\$2.19	State and Federal Cost per Mile:	\$1.25

Rosebud Sioux Tribe Transportation - Rosebud, South Dakota

Director: LeRoy Sleeping Bear

Rosebud Sioux Tribe Transportation serves the Rosebud Indian Reservation and communities in Todd and Mellette Counties. Service is provided upon request with regular trips to Rapid City, Pierre, Sioux Falls, Yankton, and Valentine, Nebraska. Rosebud Sioux Tribe Transportation had 7 vehicles in operation in fiscal year 2009.

**Total Ridership and Miles Driven:**

		<b>Ride Type:</b>	
<b>Total Miles Driven:</b>	<b>202,494</b>	Medical:	1,101
		Employment:	21,361
<b>Ridership Characteristic:</b>		Nutrition:	187
Elderly:	3,884	Social/Recreation:	926
Disabled:	260	Education:	779
Youth:	779	Shopping:	3,031
General Public:	<u>49,893</u>	Other:	<u>27,431</u>
<b>Total:</b>	<b>54,816</b>	<b>Total:</b>	<b>54,816</b>

**Funding and Expenditures:**

Section 5311 Funds:	\$146,836.30	Total Administration Costs*:	\$ 89,127.04
Title III-B Funds:	\$ 0	Total Operating Costs:	<u>\$185,231.34</u>
State Funds:	<u>\$ 29,380.00</u>	<b>Total Expenditures:</b>	<b>\$274,358.38</b>
<b>Total State and Federal Funds:</b>	<b>\$176,216.30</b>	*Includes vehicle insurance costs.	
Local Funds**:	<u>\$ 98,142.08</u>	Insurance Cost:	\$4,327.40
<b>Total Funding:</b>	<b>\$274,358.38</b>		

**\*\*Local Funds represent 35.77% of Total Funds.**

**Rider Fares and Bus Donations = \$35,906.29**

Total Cost per Ride:	\$5.01	State and Federal Cost per Ride:	\$3.21
Total Cost per Mile:	\$1.35	State and Federal Cost per Mile:	\$0.87

Sanborn County Transit - Woonsocket, South Dakota

Director: Myrna Peterson

Sanborn County Transit serves Sanborn County. Service is provided upon request with regular trips to Wessington Springs, Mitchell and Huron. Sanborn County Transit had 2 vehicles in operation in fiscal year 2009.

**Total Ridership and Miles Driven:**

		<b>Ride Type:</b>	
<b>Total Miles Driven:</b>	<b>7,421</b>	Medical:	320
		Employment:	27
<b>Ridership Characteristic:</b>		Nutrition:	351
Elderly:	2,490	Social/Recreation:	23
Disabled:	3	Education:	8
Youth:	14	Shopping:	2,150
General Public:	<u>382</u>	Other:	<u>10</u>
<b>Total:</b>	<b>2,889</b>	<b>Total:</b>	<b>2,889</b>

**Funding and Expenditures:**

Section 5311 Funds:	\$19,285.65	Total Administration Costs*:	\$13,715.38
Title III-B Funds	\$ 1,852.00	Total Operating Costs:	<u>\$26,621.16</u>
State Funds:	<u>\$ 3,548.00</u>	<b>Total Expenditures:</b>	<b>\$40,336.54</b>
<b>Total State and Federal Funds:</b>	<b>\$24,685.65</b>	*Includes vehicle insurance costs.	
Local Funds**:	<u>\$15,650.89</u>	Insurance Cost:	\$1,729.10
<b>Total Funding:</b>	<b>\$40,336.54</b>		

**\*\*Local Funds represent 38.80% of Total Funds.**

**Rider Fares and Bus Donations = \$1,910.87**

Total Cost per Ride:	\$13.96	State and Federal Cost per Ride:	\$8.54
Total Cost per Mile:	\$ 5.44	State and Federal Cost per Mile:	\$3.33



Siouxland Regional Transit System - Sioux City, Iowa

Director: Sandy Langel

Siouxland Regional Transit System serves southern Union County including Jefferson, Elk Point, North Sioux City, and Dakota Dunes upon request. Service is available Monday through Friday 9:00am through 5:00pm. Siouxland Regional Transit System had 1 vehicle in operation for service in South Dakota in fiscal year 2009

**Total Ridership and Miles Driven:**

<b>Total Miles Driven: 20,023</b>		<b>Ride Type:</b>	
		Medical:	1,392
		Employment:	0
<b>Ridership Characteristic:</b>		Nutrition:	0
Elderly:	1,249	Social/Recreation:	0
Disabled:	68	Education:	0
Youth:	0	Shopping:	0
General Public:	<u>75</u>	Other:	<u>0</u>
<b>Total:</b>	<b>1,392</b>	<b>Total:</b>	<b>1,392</b>

**Funding and Expenditures:**

Section 5311 Funds:	\$32,971.95	Total Administration Costs*:	\$13,200.09
Title III-B Funds:	\$ 0	Total Operating Costs:	<u>\$58,575.46</u>
State Funds:	<u>\$ 6,120.00</u>	<b>Total Expenditures:</b>	<b>\$71,775.55</b>
<b>Total State and Federal Funds:</b>	<b>\$39,091.95</b>	*Includes vehicle insurance costs.	
Local Funds**:	<u>\$32,683.60</u>	Insurance Cost:	\$3,582.75
<b>Total Funding:</b>	<b>\$71,775.55</b>		

**\*\*Local Funds represent 45.54% of Total Funds.**

**Rider Fares and Bus Donations = \$12,395.00**

Total Cost per Ride:	\$51.56	State and Federal Cost per Ride:	\$28.08
Total Cost per Mile:	\$ 3.58	State and Federal Cost per Mile:	\$ 1.95

Spink County Public Transit - Redfield, South Dakota

Director: Peggy L Morris

Spink County Public Transit serves Redfield and Spink County. Redfield service is provided Monday through Friday from 8:00am to 4:00pm with regular trips to Aberdeen and Watertown. Services in the county and smaller communities upon request. Courtesy rides to Redfield Area Concert Association concerts are free of charge. Spink County Public Transit is a Medicaid provider and had 5 vehicles in operation.

**Total Ridership and Miles Driven:**

		<b>Ride Type:</b>	
<b>Total Miles Driven:</b>	<b>22,065</b>	Medical:	1,316
		Employment:	1,329
		Nutrition:	5,569
		Social/Recreation:	964
		Education:	10,757
		Shopping:	3,386
		Other:	<u>1,007</u>
		<b>Total:</b>	<b>24,328</b>
<b>Ridership Characteristic:</b>			
Elderly:	12,303		
Disabled:	174		
Youth:	10,767		
General Public:	<u>1,084</u>		
<b>Total:</b>	<b>24,328</b>		

**Funding and Expenditures:**

Section 5311 Funds:	\$37,471.59	Total Administration Costs*:	\$20,791.71
Title III-B Funds	\$ 2,614.00	Total Operating Costs:	<u>\$53,743.43</u>
State Funds:	<u>\$ 7,933.00</u>	<b>Total Expenditures:</b>	<b>\$74,535.14</b>
<b>Total State and Federal Funds:</b>	<b>\$48,018.59</b>	*Includes vehicle insurance costs.	
Local Funds**:	<u>\$26,516.55</u>	Insurance Cost:	\$5,927.00
<b>Total Funding:</b>	<b>\$74,535.14</b>		

**\*\*Local Funds represent 35.58% of Total Funds.**

**Rider Fares and Bus Donations = \$14,616.82**

Total Cost per Ride:	\$3.06	State and Federal Cost per Ride:	\$1.97
Total Cost per Mile:	\$3.38	State and Federal Cost per Mile:	\$2.18

Standing Rock Public Transportation - Fort Yates, North Dakota

Director: Pamela Ternes

Standing Rock Public Transportation operates 12 one-way deviated fixed routes within Corson and Walworth Counties in South Dakota and Sioux, Morton, and Burleigh Counties in North Dakota as well as 3 demand-response routes for the Mobridge, South Dakota area; Fort Yates and Bismarck, North Dakota. Two days per week, interstate services are available between Pierre, South Dakota and Bismarck, North Dakota with connections to Rapid City and Sioux Falls. These services are available due to a partnership with four transit agencies. Two days per month, trips to Fort Meade Veterans Hospital and Fargo Veterans Hospital are available. For a complete schedule go to [www.sittingbull.edu/community/transport/index.asp](http://www.sittingbull.edu/community/transport/index.asp).

**Total Ridership and Miles Driven:**

		<b>Ride Type:</b>	
<b>Total Miles Driven:</b>	<b>207,737</b>	Medical:	612
		Employment:	9,630
		Nutrition:	0
		Social/Recreation:	322
		Education:	2,054
		Shopping:	664
		Other:	<u>2,500</u>
		<b>Total:</b>	<b>15,782</b>
		<b>Ridership Characteristic:</b>	
Elderly:	2,388		
Disabled:	120		
Youth:	2,607		
General Public:	<u>10,667</u>		
<b>Total:</b>	<b>15,782</b>		

**Funding and Expenditures:**

Section 5311 Funds:	\$ 74,710.00	Total Administration Costs*:	\$ 45,520.00
Title III-B Funds	\$ 0	Total Operating Costs:	<u>\$130,653.00</u>
State Funds:	<u>\$ 18,369.00</u>	<b>Total Expenditures:</b>	<b>\$176,173.00</b>
<b>Total State and Federal Funds:</b>	<b>\$ 93,079.00</b>	*Includes vehicle insurance costs.	
Local Funds**:	<u>\$ 83,094.00</u>	Insurance Cost:	\$18,000.00
<b>Total Funding:</b>	<b>\$176,173.00</b>		

**\*\*Local Funds represent 47.17% of Total Funds.**

**Rider Fares and Bus Donations = \$21,543.00**

Total Cost per Ride:	\$11.16	State and Federal Cost per Ride:	\$5.90
Total Cost per Mile:	\$ 0.85	State and Federal Cost per Mile:	\$0.45

Vermillion Public Transit - Vermillion, South Dakota

Director: Barb Ballensky

Vermillion Public Transit serves Vermillion, Burbank, Meckling and the surrounding area. Service is provided upon request. Vermillion Public Transit is a Medicaid provider and had 8 vehicles in operation in fiscal year 2009, 6 which were for full-time transit services.

**Total Ridership and Miles Driven:**

		<b>Ride Type:</b>	
<b>Total Miles Driven:</b>	<b>80,666</b>	Medical:	2,870
		Employment:	28,724
		Nutrition:	962
		Social/Recreation:	2,630
		Education:	632
		Shopping:	23,584
		Other:	<u>232</u>
		<b>Total:</b>	<b>59,634</b>

<b>Ridership Characteristic:</b>	
Elderly:	11,795
Disabled:	24,480
Youth:	1,213
General Public:	<u>22,146</u>
<b>Total:</b>	<b>59,634</b>

**Funding and Expenditures:**

Section 5311 Funds:	\$135,970.93	Total Administration Costs*:	\$ 72,323.63
Title III-B Funds	\$ 16,660.00	Total Operating Costs:	<u>\$199,980.31</u>
State Funds:	<u>\$ 36,037.00</u>	<b>Total Expenditures:</b>	<b>\$272,303.94</b>
<b>Total State and Federal Funds:</b>	<b>\$188,667.93</b>	*Includes vehicle insurance costs.	
Local Funds**:	<u>\$ 83,636.01</u>	Insurance Cost:	\$ 6,031.85
<b>Total Funding:</b>	<b>\$272,303.94</b>		

**\*\*Local Funds represent 30.71% of Total Funds.**

**Rider Fares and Bus Donations = \$19,819.77**

Total Cost per Ride:	\$4.57	State and Federal Cost per Ride:	\$3.16
Total Cost per Mile:	\$3.38	State and Federal Cost per Mile:	\$2.34

Watertown Area Transit - Watertown, South Dakota

Director: Don Herman

Watertown Area Transit serves Watertown and Codington County. Watertown service hours are Monday through Friday from 6:00am to 9:30pm, and Saturday from 8:00am to 6:30pm or by request to 9:30pm. Service in the county and smaller communities is provided upon request. Watertown Area Transit is a Medicaid provider and had 6 vehicles in operation in fiscal year 2009.

**Total Ridership and Miles Driven:**

		<b>Ride Type:</b>	
<b>Total Miles Driven:</b>	<b>66,972</b>	Medical:	3,866
		Employment:	17,784
		Nutrition:	2,388
		Social/Recreation:	8,620
		Education:	7,321
		Shopping:	5,892
		Other:	<u>29</u>
		<b>Total:</b>	<b>45,900</b>
<b>Ridership Characteristic:</b>			
Elderly:	14,662		
Disabled:	9,852		
Youth:	8,169		
General Public:	<u>13,217</u>		
<b>Total:</b>	<b>45,900</b>		

**Funding and Expenditures:**

Section 5311 Funds:	\$124,687.14	Total Administration Costs*:	\$ 78,327.68
Title III-B Funds	\$ 11,017.00	Total Operating Costs:	<u>\$165,955.93</u>
State Funds:	<u>\$ 20,890.00</u>	<b>Total Expenditures:</b>	<b>\$244,283.61</b>
<b>Total State and Federal Funds:</b>	<b>\$156,564.14</b>	*Includes vehicle insurance costs.	
Local Funds**:	<u>\$ 87,689.47</u>	Insurance Cost:	\$15,490
<b>Total Funding:</b>	<b>\$244,283.61</b>		

**\*\*Local Funds represent 35.90% of Total Funds.**

**Rider Fares and Bus Donations = \$43,553.69**

Total Cost per Ride:	\$5.32	State and Federal Cost per Ride:	\$3.41
Total Cost per Mile:	\$3.65	State and Federal Cost per Mile:	\$2.34

West River Transit Authority - Spearfish, South Dakota

Director: Barb Cline

West River Transit Authority administrative offices are located in Spearfish. Services are provided in Lawrence, Meade, Custer, Fall River, Butte Counties and in to Pennington County. Spearfish and Deadwood/Lead/Central City service is Monday through Sunday. Other services in Sturgis, White-wood, Belle Fourche, Custer, Hot Sprints and Edgemont are scheduled Monday through Friday.

Medical trips to Rapid City are scheduled each week on Monday, Wednesday, and Friday.

West River Transit Authority is a Medicaid provider and had 36 vehicles in operation in 2009.

**Total Ridership and Miles Driven:**

<b>Total Miles Driven:</b>		<b>472,155</b>	<b>Ride Type:</b>	
			Medical:	15,376
			Employment:	31,429
			Nutrition:	11,231
			Social/Recreation:	20,752
			Education:	21,479
			Shopping:	7,250
			Other:	<u>4,095</u>
			<b>Total:</b>	<b>111,612</b>
<b>Ridership Characteristic:</b>				
Elderly:	44,007			
Disabled:	6,994			
Youth:	25,921			
General Public:	<u>34,690</u>			
<b>Total:</b>	<b>111,612</b>			

**Funding and Expenditures:**

Section 5311 Funds:	\$ 486,947.86	Total Administration Costs*:	\$ 350,151.78
Title III-B Funds	\$ 74,201.00	Total Operating Costs:	<u>\$ 682,041.07</u>
State Funds:	<u>\$ 70,301.00</u>	<b>Total Expenditures:</b>	<b><u>\$1,032,192.85</u></b>
<b>Total State and Federal Funds:</b>	<b>\$ 631,449.86</b>	*Includes vehicle insurance costs.	
Local Funds**:	<u>\$ 400,742.99</u>	Insurance Cost:	\$64,865.00
<b>Total Funding:</b>	<b>\$1,032,192.85</b>		

**\*\*Local Funds represent 38.82% of Total Funds.**

**Rider Fares and Bus Donations = \$57,569.89**

Total Cost per Ride:	\$9.25	State and Federal Cost per Ride:	\$5.66
Total Cost per Mile:	\$2.19	State and Federal Cost per Mile:	\$1.34



## Other Transit Program Statistics

### **FTA Section 5311 Rural Technical Assistance Program (RTAP)**

RTAP funds are used to provide training and technical assistance to rural transit operators and their drivers. In FY2009, South Dakota received \$91,384 in RTAP funds.

### **FTA Section 5303 Urban Transit Planning Program**

Contracts issued to the Sioux Falls and Rapid City Metropolitan Planning Organizations (MPOs) to conduct transit planning studies in FY08 were:

Rapid City	\$116,307	Sioux Falls	\$134,503
------------	-----------	-------------	-----------

### **South Dakota Public and Specialized Transportation Assistance Fund**

State funds are granted to transit organizations which first had obtained Federal Transit grants. These State dollars help meet the local matching fund requirements of the Federal grants.

Section 5307 Urban Transit Operators	\$ 75,000.00
Section 5311 Rural Transit Operators	\$ 698,00.00

### **CY 2009 Drug and Alcohol Testing for Section 5311 Rural Public Transit Agencies**

Federal laws required Section 5311 Rural Public Transportation operators to conduct drug and alcohol testing of safety-sensitive employees starting in 1996. Six types of testing were required: pre-employment, random selection, post accident, reasonable suspicion, return-to-duty after testing positive, and follow-up testing on persons who previously tested positive. In South Dakota, only pre-employment and random testing was required during 2009.

	# Drug / Alcohol Tests Conducted in CY 09	Negative for Drugs / Alcohol	Positive for Drugs / Alcohol
Pre-Employment	230	230	0
Random Selection	228	228	0
Post Accident	12	12	0
Reasonable Suspicion	0	0	0
Return to Duty	0	0	0
Follow-Up	0	0	0



---

**South Dakota Department of Transportation  
Division of Finance & Management  
Office of Local Transportation Programs  
700 East Broadway Avenue  
Pierre, South Dakota 57501-2586  
Melissa.Hull@state.sd.us—605/773-7038  
Jackie.Mattheis@state.sd.us—605/773-4169**

200 copies of this book were printed at \$1.56 per book.

---

