


# State of South Dakota Department of Transportation

## Public and Specialized Transportation Fiscal Year 2019



Prepared by the South Dakota Department of Transportation  
Division of the Secretariat  
Office of Air, Rail and Transit  
700 E Broadway Avenue  
Pierre, SD 57501



# Table of Contents

Program Summary ..... 2

Executive Summary ..... 3-4

Statewide Statistics ..... 7

Fiscal Year 2019 Specialized Transportation Statistics ..... 8

Fiscal Year 2019 Rural Transportation Statistics ..... 9

Funding Sources of Rural Public Transit Systems Fiscal Year 2019 ..... 10

South Dakota Rural Transit Statistics ..... 11-29

Dakota Transit Association Conference ..... 30

Dakota Transit Association Driver Training and Roadeo ..... 31

## Program Summary

---

The Annual Transit Report is prepared by the South Dakota Department of Transportation (SDDOT) to provide citizens, transportation providers, public officials and other stakeholders an overview of transit in South Dakota. This report provides a summary of public and specialized transportation programs along with detailed operational and financial data.

This report is published annually and condenses the fiscal year administration and operational records for the 18 rural public transit systems, one tribe\* and one inter-city bus system in South Dakota. The report is published largely to provide information about the performance of the public transit programs for the fiscal year. The report is distributed and available to state and local officials, support agencies, boards of directors, and the public.

During Fiscal Year 2019, 519 vehicles partially funded by the Federal Transit Administration (FTA) provided rural public and special transportation services in South Dakota. Federal funding sources included: Section 5309, 5339, 5310, 5311, and some non-FTA funded vehicles receiving FTA Section 5311 operating funds. These vehicles traveled 4,942,708 miles and provided 1,554,334 rides during Fiscal Year 2019.

The transit systems operating in Sioux Falls and Rapid City receive FTA Section 5307 urban transit capital and operating funds directly from FTA and 5339 funds from the State of South Dakota for vehicles and facilities. In FY 2019, Sioux Falls and Rapid City public transit vehicles traveled 1,755,033 miles and provided 1,290,904 rides. Also, the River Cities Sioux Falls Operating Project provided 40,442 rides and traveled 72,279 miles and the River Cities Cheyenne River Sioux Transit service provided 22,958 rides and traveled 210,961 miles. Finally, the inter-city bus system provided 84,117 rides and traveled 515,172 revenue miles in South Dakota.

Public and specialized transportation service providers are a key element in the successful implementation of numerous state policy objectives. Among those is the effort to keep elderly citizens and citizens with disabilities in their own homes and active members of their community.

Please send any questions or comments to:

South Dakota Department of Transportation  
Division of Secretariat- Office of Air, Rail and Transit  
700 East Broadway Avenue  
Pierre, South Dakota  
57501-2586 605-773-3574



---

\*In FY19, Rosebud Sioux Tribe applied for funding directly under the FTA

---

## Executive Summary

---

Approximately 18 rural public transit systems, one tribe and 16 specialized transit organizations provide service within South Dakota. These transit organizations assist elderly citizens, citizens with disabilities, youth, the public and low-income citizens to gain access to needed medical, nutrition, education, employment, social and commercial services, particularly in the rural areas of South Dakota. Public transit providers range in size from those which provide daily fixed route and demand-response services with schedules and destinations determined on a day-to-day basis.

The South Dakota Department of Transportation, Office of Air, Rail and Transit administers several programs through the FTA which support public and specialized transportation service providers in South Dakota. These programs include:

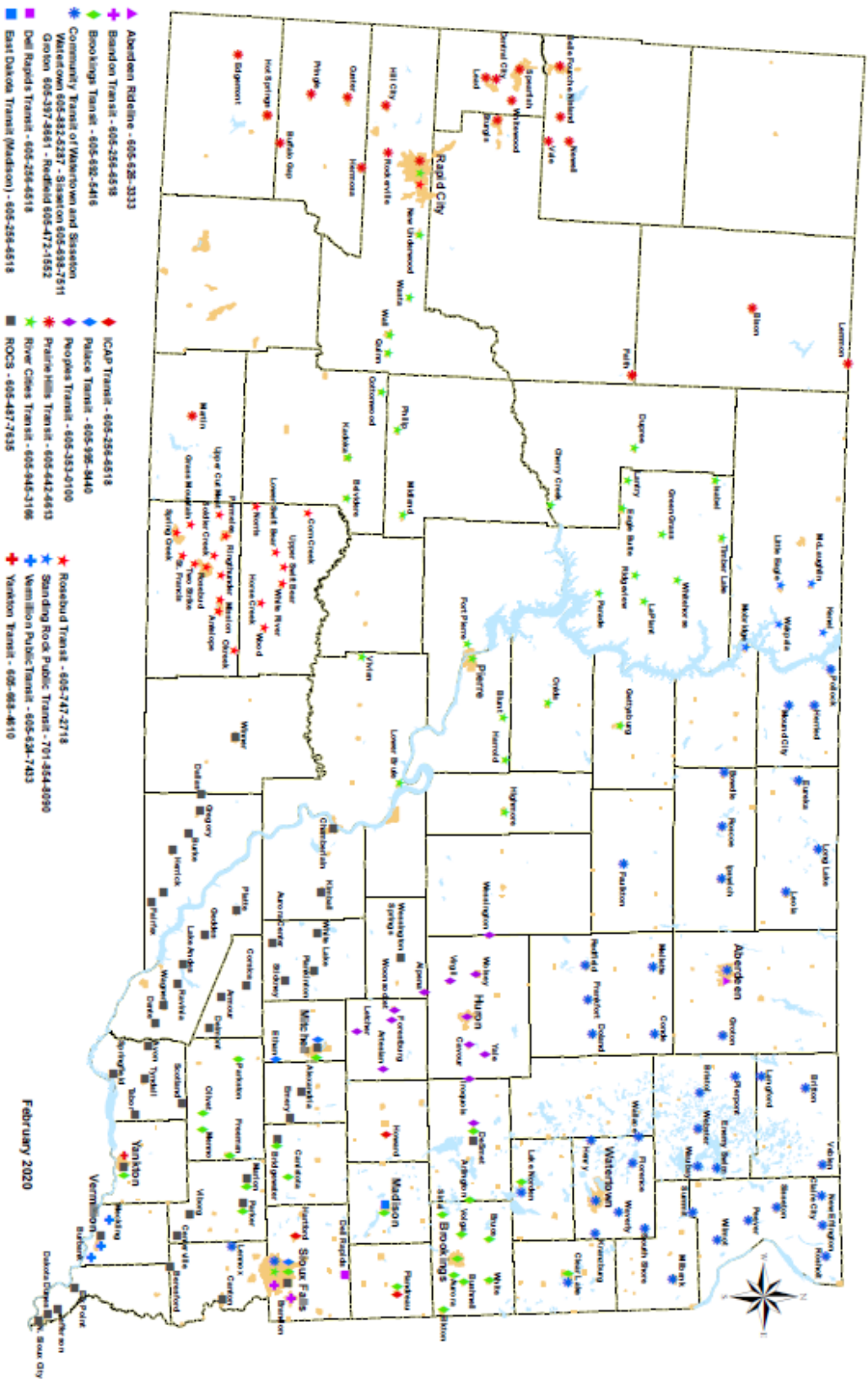
- Section 5303 provides urban transit planning assistance program funds and transit planning activities in the metropolitan areas of South Dakota including Sioux Falls and Rapid City.
- Section 5304 provides statewide rural planning and research. At the state's discretion, the funds may be used for statewide planning, technical assistance, planning support, research and development for non-urbanized areas.
- Bus and Bus Facilities Section 5339 provides capital funding through formula and discretionary funds to replace, rehabilitate, and purchase buses and related equipment and to construct bus related facilities. Eligible applicants include public agencies and private non-profits engaged in public transportation, including organizations that provide services dependent on age, disability or low-income.
- Section 5310 provides capital grants and operating funds to private nonprofit organizations and governmental authorities where non-profit organizations are unavailable to support transportation for seniors and individuals with disabilities.
- Section 5311 provides capital, administration, and operating grants for public transportation service projects in non-urbanized areas (less than 50,000 population). One of the main goals of Section 5311 funding is to enhance the access of people in non-urbanized areas to health care, shopping, education, employment, public services, and recreation.
- Section 5311(b)(3) Rural Transit Assistance Program (RTAP) provides funds to support the training and technical assistance needs of rural transit operators and drivers.

The Office of Air, Rail and Transit grants state dollars to help meet the local matching fund requirements of sub grantees. The Office of Air, Rail and Transit and the South Dakota Department of Human Services, Division of Long-Term Services and Supports (LTSS) work in close coordination in matters pertaining to transportation services for people who are elderly or have disabilities. Each year, LTSS provides funds which are dispersed through the Office of Air, Rail and Transit to offset transportation costs for some agencies. Transportation is considered a supportive function eligible through Title III-B. These funds are referred to as Title III-B funds throughout this book.



# Public Transit in South Dakota

# South Dakota Communities Served By Rural Transit Providers



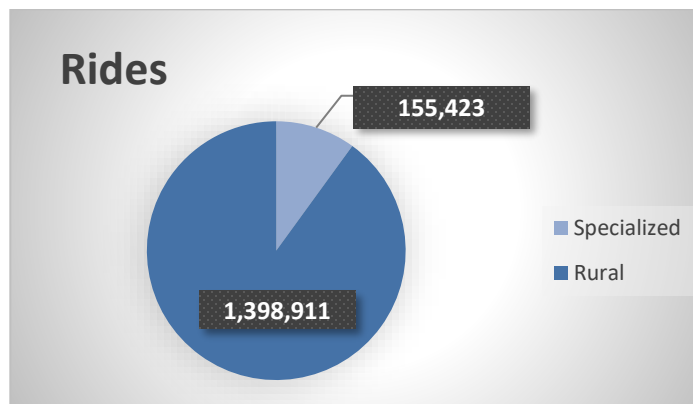
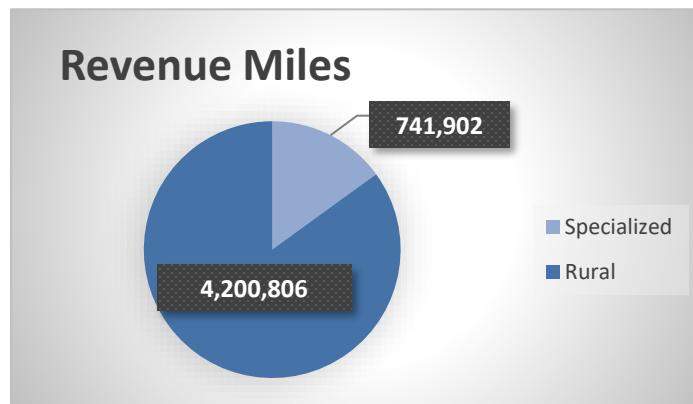
## Statewide Statistics

---

The statewide statistic graphs and charts presents operational data. Operational data includes revenue vehicle miles and total trips.

### Operational Statistics

	Operations	
	Revenue Vehicle Miles	Rides
Rural	4,200,806	1,398,911
Specialized	741,902	155,423
<b>Total</b>	<b>4,942,708</b>	<b>1,554,334</b>



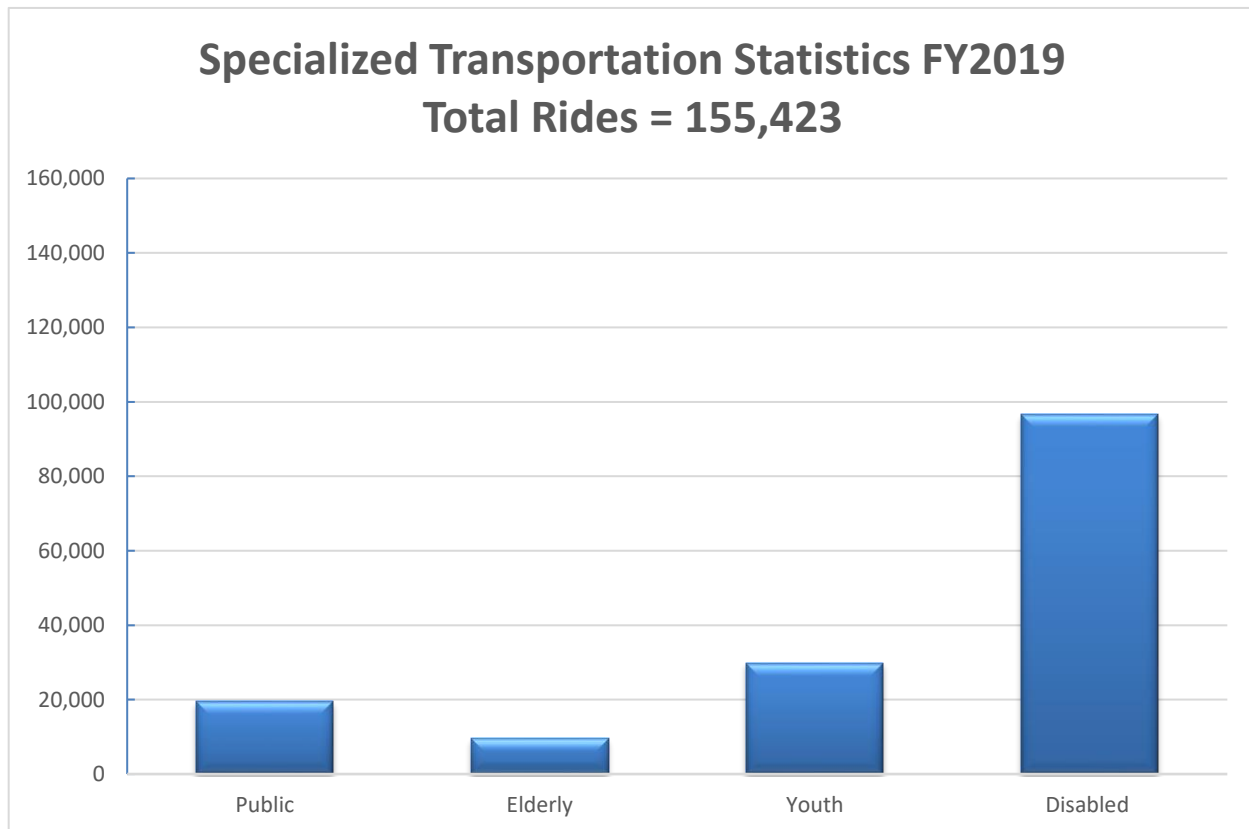


## Fiscal Year 2019 Specialized Transportation Statistics

---

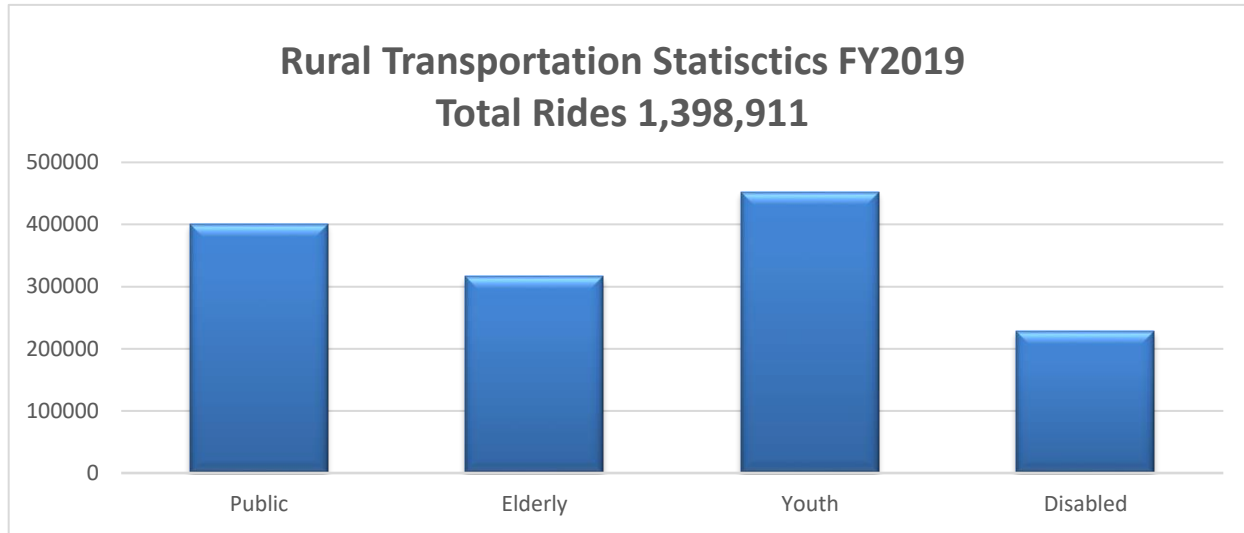
In FY 2019, 108 vehicles funded under FTA Section 5309, 5339 and 5310 programs provided specialized transportation in South Dakota. These vehicles traveled a total of 741,902 miles and provided 155,423 rides.

The graph indicates citizens with disabilities were the major users of specialized transportation services in South Dakota during Fiscal Year 2019.



## Fiscal Year 2019 Rural Transportation Statistics

---



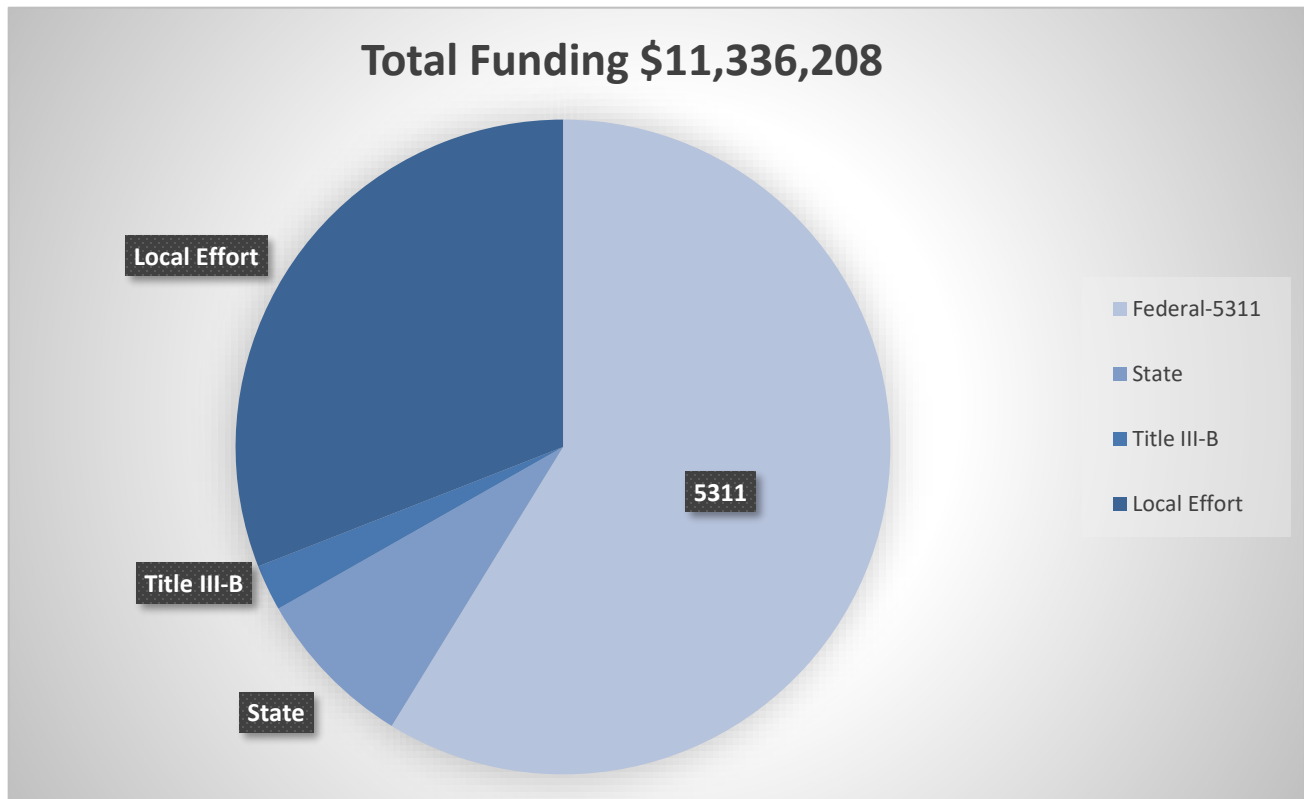
During Fiscal Year 2019, 18 organizations provided rural public demand-response transportation services in South Dakota. These organizations operated 411 vehicles and contracted with several taxicab companies. These vehicles traveled 4,200,806 revenue miles and provided 1,398,911 rides.

The Section 5311 program treats project administration expenses as a separate cost category from capital and operating expenses. Administration expenses are considered “non-operating” and are funded at 82.82% federal share. Operating expenses are considered those costs directly related to system operation. Net operating expenses remain after operating revenues are subtracted from eligible operating expenses.

Operating expenses are funded at 51.76% federal share of the net operating expenses. Local funds for the 18 rural public transit agencies represent over 3.48 million to keep the rural public transits operating. Local funds for the purposes of this report may include contracts with other agencies, revenue generated from advertising, fares, Medicaid and others. If transit agencies expend all federal funds before the end of the fiscal year local funds cover the remaining operational expenses for the year.

## Funding Sources of Rural Public Transit Systems Fiscal Year 2019

	5311-Paid	State	Title III-B	Local Effort* (other than state and Title IIIB)	Total
Rural 5311	\$6,603,263	\$900,000	\$356,248	\$3,476,697	<b>\$11,336,208</b>



\*Local effort is a combination of Medicaid, contracts and other sources of local funds from the communities served. The total local effort does not take into consideration state funds or Title III-B Funds. These two funds are an allowable source of local match.

## City of Aberdeen- Aberdeen Ride Line

**Address:** 205 North 4<sup>th</sup> St. Aberdeen, SD 57401  
**Phone:** (605) 626-3333  
**Contact:** Tom Wanttie  
**Email:** tom.wanttie@aberdeen.sd.us  
**Website:** aberdeen.sd.us

### System Characteristics

**Service Type:** Demand Response  
**Service Hours:** M-F 7:15AM-6:30PM  
**Fare Structure:** \$2 one-way  
**Service Area:** City of Aberdeen

### Ridership Characteristics

<b>Elderly</b>	10,893
<b>Disabled</b>	8,478
<b>Youth</b>	28,751
<b><u>Public</u></b>	<u>15,759</u>
<b>Total</b>	63,881

### Ride Type

<b>Medical</b>	8,909
<b>Employment</b>	12,203
<b>Nutrition</b>	16
<b>Social</b>	10,831
<b>Education</b>	27,042
<b>Shopping</b>	3,811
<b><u>Other</u></b>	<u>1,069</u>
<b>Total</b>	63,881

### Funding and Expenditures

<b>Section 5311 Awarded**</b>	\$ 258,516
<b>Revenue</b>	\$ 114,979
<b>Local Match</b>	\$ 121,752
<b>Title III-B Funds**</b>	<u>\$ 15,916</u>
<b>Total</b>	\$ 511,163

**State Funds\*\*** \$ 57,352

**Total Cost per Ride** \$ 8.00

**Total Cost per Mile** \$ 2.57

**State & Federal Cost per Ride** \$ 5.19

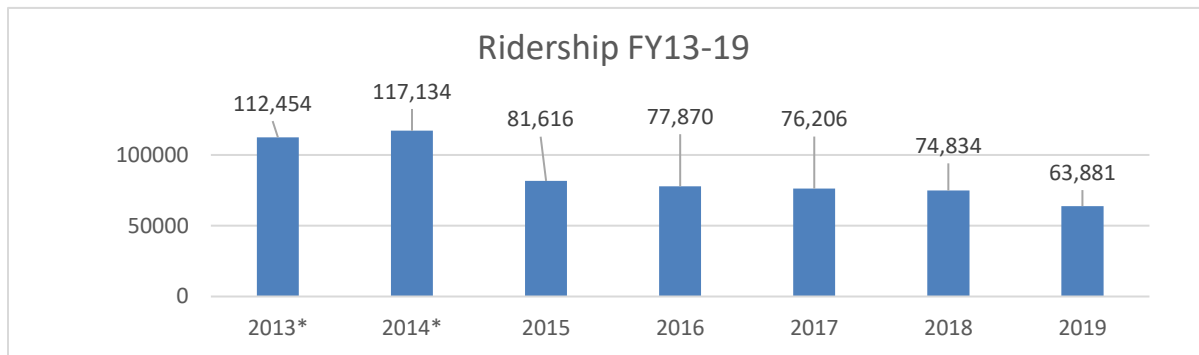
**State & Federal Cost per mile** \$ 1.67

**Total Revenue Hours** 14,218

**Total Revenue Miles** 198,943

\*In FY13 and FY14 Aspire vehicles were counted in the total ridership

\*\* State & Federal Cost per ride/mile is Section 5311, Title III-B Funds & State Funds together divided by rides/miles



# Brandon Transit- Brandon, South Dakota

Address: 304 Main St. Brandon, SD 57005  
 Phone: (605) 256-6518  
 Contact: Scott Finck  
 Email: [sfinck@interlakescap.com](mailto:sfinck@interlakescap.com)  
 Website: [cityofbrandon.org](http://cityofbrandon.org)

## System Characteristics

**Service Type:** Demand Response  
**Service Hours:** M-F 8AM-3:30PM  
**Fare Structure:** \$1.50 one-way  
**Service Area:** City of Brandon

## Ridership Characteristics

<b>Elderly</b>	2,982
<b>Disabled</b>	1,452
<b>Youth</b>	7,815
<b>Public</b>	<u>461</u>
<b>Total</b>	12,710

## Ride Type

<b>Medical</b>	985
<b>Employment</b>	1,398
<b>Nutrition</b>	36
<b>Social</b>	741
<b>Education</b>	7,941
<b>Shopping</b>	1,609
<b>Other</b>	<u>0</u>
<b>Total</b>	12,710

## Funding and Expenditures

<b>Section 5311 Awarded**</b>	\$ 66,297
<b>Revenue</b>	\$ 20,833
<b>Local Match</b>	\$ 43,868
<b>Title III-B Funds**</b>	<u>\$ 1,131</u>
<b>Total</b>	\$ 132,129

**State Funds\*\*** \$ 11,683

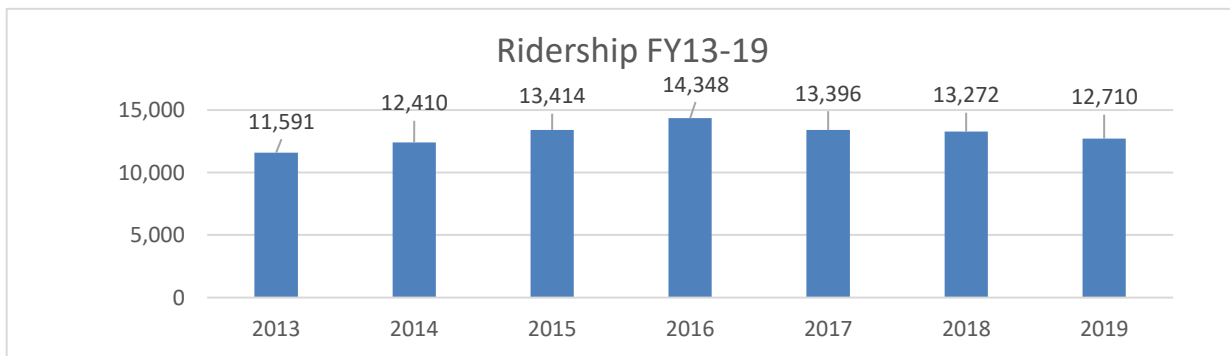
**Total Cost per Ride** \$ 10.40

**Total Cost per Mile** \$ 5.45

**State & Federal Cost per Ride** \$ 6.22

**State & Federal Cost per mile** \$ 3.26

**Total Revenue Hours** 2,955  
**Total Revenue Miles** 24,235



\*\* State and Federal Cost per ride/mile is Section 5311, Title III-B Funds and State Funds together divided by rides/miles.

# Brookings Area Transit Authority- Brookings, South Dakota

Address: 418 Western Ave. Brookings, SD 57006  
 Phone: (605) 692-5416  
 Contact: Brenda Schweitzer  
 Email: bschweitzer@brookingsareatransit.com  
 Website: brookingsareatransit.com

## System Characteristics

**Service Type:** Demand Response  
**Service Hours:** M-F 5AM-11PM  
**Fare Structure:** \$3 one-way trip  
**Service Area:** Brookings, Aurora, Volga, Sinai, Bruce, Bushnell, White, Flandreau, Estelline, Elkton, Freeman, Arlington, Menno, Bridgewater, Marion, Salem, Parkston, Olivette & Canistota

## Ridership Characteristics

<b>Elderly</b>	26,571
<b>Disabled</b>	22,181
<b>Youth</b>	47,016
<b>Public</b>	<u>46,251</u>
<b>Total</b>	142,019

## Ride Type

<b>Medical</b>	15,063
<b>Employment</b>	32,788
<b>Nutrition</b>	2,766
<b>Social</b>	45,254
<b>Education</b>	39,622
<b>Shopping</b>	6,526
<b>Other</b>	<u>0</u>
<b>Total</b>	142,019

**Total Revenue Hours** 33,028  
**Total Revenue Miles** 458,219

## Funding and Expenditures

<b>Section 5311 Awarded**</b>	\$ 740,563
<b>Revenue</b>	\$ 348,913
<b>Local Match</b>	\$ 399,980
<b>Title III-B Funds**</b>	<u>\$ 17,621</u>
<b>Total</b>	\$ 1,507,077

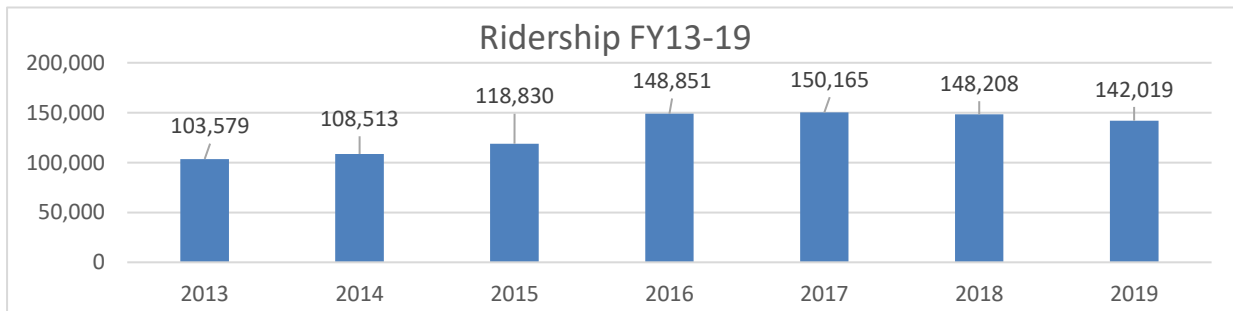
**State Funds\*\*** \$ 70,690

**Total Cost per Ride** \$ 10.61

**Total Cost per Mile** \$ 3.29

**State & Federal Cost per Ride** \$ 5.84

**State & Federal Cost per mile** \$ 1.81



\*\* State and Federal Cost per ride/mile is Section 5311, Title III-B Funds and State Funds together divided by rides/miles.

# Community Transit- Sisseton, South Dakota

**Address:** 811 4<sup>th</sup> Ave. East Sisseton, SD 57262  
**Phone:** (605) 698-7511  
**Contact:** Kathy Holman  
**Email:** comtran@venturecomm.net  
**Website:** N/A

## System Characteristics

**Service Type:** Demand Response  
**Service Hours:** Varies by community  
**Fare Structure:** \$1 one-way trip. Out of town varies based on mileage and passengers  
**Service Area:** Campbell, McPherson, Edmunds, Marshall, Day, Roberts, Grant and Lincoln

## Ridership Characteristics

<b>Elderly</b>	34,759
<b>Disabled</b>	3,899
<b>Youth</b>	35,161
<b>Public</b>	<u>4,535</u>
<b>Total</b>	78,354

## Ride Type

<b>Medical</b>	8,844
<b>Employment</b>	2,591
<b>Nutrition</b>	15,439
<b>Social</b>	3,753
<b>Education</b>	33,591
<b>Shopping</b>	9,074
<b>Other</b>	<u>5,062</u>
<b>Total</b>	78,354

**Total Revenue Hours** 25,344  
**Total Revenue Miles** 289,460

## Funding and Expenditures

<b>Section 5311 Awarded**</b>	\$ 331,665
<b>Revenue</b>	\$ 96,753
<b>Local Match</b>	\$ 155,714
<b>Title III-B Funds**</b>	<u>\$ 33,041</u>
<b>Total</b>	\$ 617,173

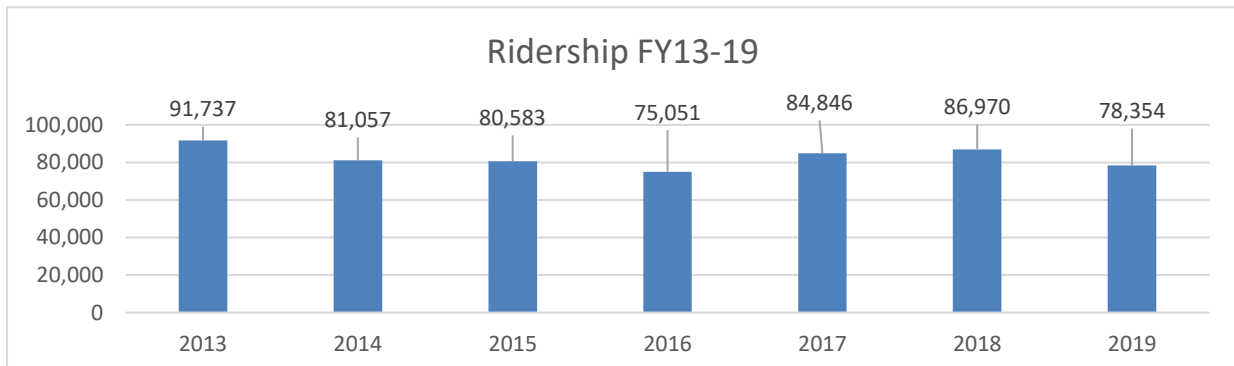
**State Funds\*\*** \$ 50,823

**Total Cost per Ride** \$ 7.88

**Total Cost per Mile** \$ 2.13

**State & Federal Cost per Ride** \$ 5.30

**State & Federal Cost per mile** \$ 1.44



\*\* State and Federal Cost per ride/mile is Section 5311, Title III-B Funds and State Funds together divided by rides/miles.

# City of Dell Rapids- Dell Rapids, South Dakota

**Address:** 302 E 4<sup>th</sup> St. Dell Rapids, SD 57022  
**Phone:** (605) 256-6518  
**Contact:** Scott Finck  
**Email:** sfinck@interlakescap.com  
**Website:** cityofdellrapids.org

## System Characteristics

**Service Type:** Demand Response  
**Service Hours:** M-F 8AM-3:30PM  
**Fare Structure:** \$2 for one-way ride  
**Service Area:** City of Dell Rapids

## Ridership Characteristics

<b>Elderly</b>	625
<b>Disabled</b>	5
<b>Youth</b>	5,189
<b><u>Public</u></b>	<u>20</u>
<b>Total</b>	5,839

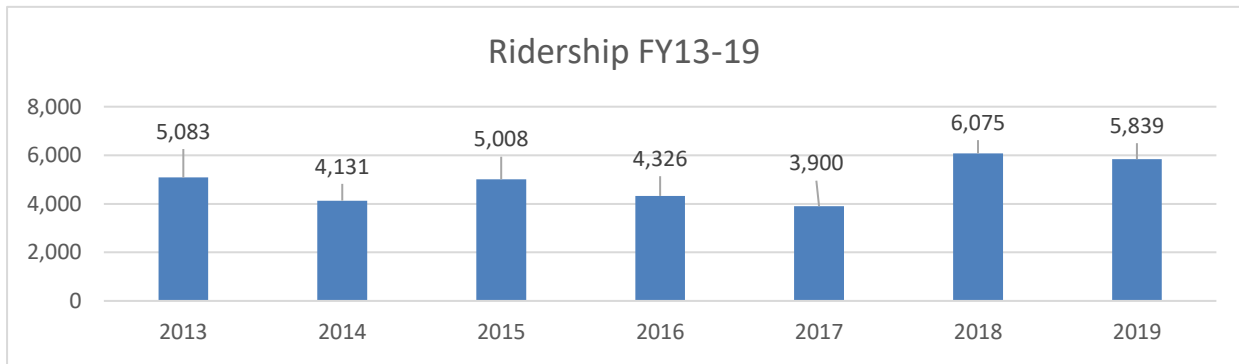
## Ride Type

<b>Medical</b>	150
<b>Employment</b>	116
<b>Nutrition</b>	45
<b>Social</b>	47
<b>Education</b>	5,181
<b>Shopping</b>	300
<b><u>Other</u></b>	<u>0</u>
<b>Total</b>	5,839

## Funding and Expenditures

<b>Section 5311 Awarded**</b>	\$ 25,641
<b>Revenue</b>	\$ 7,766
<b>Local Match</b>	\$ 15,377
<b>Title III-B Funds**</b>	<u>\$ 1,131</u>
<b>Total</b>	\$ 49,915
<b>State Funds**</b>	\$ 7,358
<b>Total Cost per Ride</b>	\$ 8.55
<b>Total Cost per Mile</b>	\$ 7.58
<b>State &amp; Federal Cost per Ride</b>	\$ 5.85
<b>State &amp; Federal Cost per mile</b>	\$ 5.18

<b>Total Revenue Hours</b>	1,394
<b>Total Revenue Miles</b>	6,583



\*\* State and Federal Cost per ride/mile is Section 5311, Title III-B Funds and State Funds together divided by rides/miles.



## East Dakota Transit- Madison, South Dakota

**Address:** 820 SW 7<sup>th</sup> St. Madison, SD 57042  
**Phone:** (605) 256-6518  
**Contact:** Scott Finck  
**Email:** sfinck@interlakescap.com  
**Website:** eastdakotatransit.com

### System Characteristics

**Service Type:** Demand Response  
**Service Hours:** M-F 8AM-4PM  
 Sunday 8AM-12PM  
**Fare Structure:** \$2 per one-way trip  
**Service Area:** City of Madison

### Ridership Characteristics

<b>Elderly</b>	4,459
<b>Disabled</b>	6,515
<b>Youth</b>	5,993
<b>Public</b>	<u>363</u>
<b>Total</b>	17,330

### Ride Type

<b>Medical</b>	589
<b>Employment</b>	9,104
<b>Nutrition</b>	138
<b>Social</b>	1,318
<b>Education</b>	5,936
<b>Shopping</b>	245
<b>Other</b>	<u>0</u>
<b>Total</b>	17,330

### Funding and Expenditures

<b>Section 5311 Awarded**</b>	\$ 84,122
<b>Revenue</b>	\$ 34,368
<b>Local Match</b>	\$ 46,166
<b>Title III-B Funds**</b>	<u>\$ 4,809</u>
<b>Total</b>	\$ 169,465

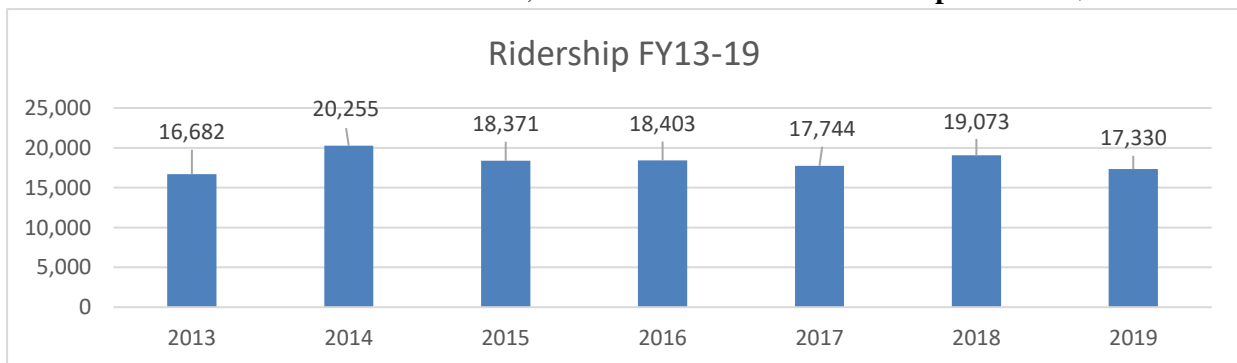
**State Funds\*\*** \$ 16,876

**Total Cost per Ride** \$ 9.78

**Total Cost per Mile** \$ 6.44

**State & Federal Cost per Ride** \$ 6.11

**State & Federal Cost per mile** \$ 4.02



\*\* State and Federal Cost per ride/mile is Section 5311, Title III-B Funds and State Funds together divided by rides/miles.

# Groton Community Transit-Groton, South Dakota

Address: 205 East 2<sup>nd</sup> Ave. Groton, SD 57445  
 Phone: (605) 397-8661  
 Contact: Pam Hanson  
 Email: gct@nvc.net  
 Website: N/A

## System Characteristics

**Service Type:** Demand Response  
**Service Hours:** M-F 8AM-4PM  
**Fare Structure:** \$1 per one-way trip  
**Service Area:** City of Groton

## Ridership Characteristics

<b>Elderly</b>	674
<b>Disabled</b>	340
<b>Youth</b>	7,345
<b>Public</b>	<u>4</u>
<b>Total</b>	8,363

## Ride Type

<b>Medical</b>	459
<b>Employment</b>	224
<b>Nutrition</b>	0
<b>Social</b>	407
<b>Education</b>	7,238
<b>Shopping</b>	35
<b>Other</b>	<u>0</u>
<b>Total</b>	8,363

## Funding and Expenditures

<b>Section 5311 Awarded**</b>	\$ 42,452
<b>Revenue</b>	\$ 17,406
<b>Local Match</b>	\$ 17,966
<b>Title III-B Funds**</b>	<u>\$ 523</u>
<b>Total</b>	\$ 78,347

**State Funds\*\*** \$ 13,911

**Total Cost per Ride** \$ 9.37

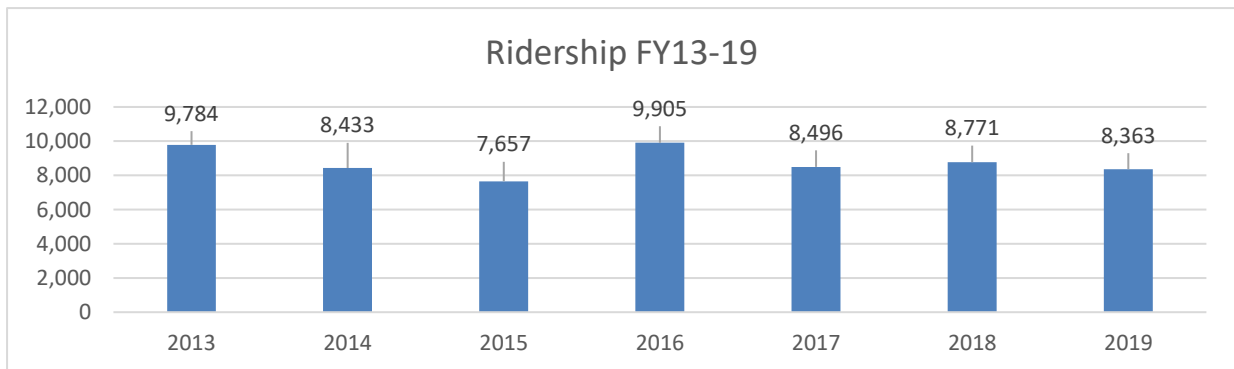
**Total Cost per Mile** \$ 6.40

**State & Federal Cost per Ride** \$ 6.80

**State & Federal Cost per mile** \$ 4.65

**Total Revenue Hours** 2,148

**Total Revenue Miles** 12,245



\*\* State and Federal Cost per ride/mile is Section 5311, Title III-B Funds and State Funds together divided by rides/miles.

# ICAP Transit-Madison, South Dakota

**Address:** 111 North Van Eps Madison, SD 57042  
**Phone:** (605) 256-6518  
**Contact:** Scott Finck  
**Email:** sfinck@interlakescap.com  
**Website:** interlakescap.com

## System Characteristics

**Service Type:** Demand Response  
**Service Hours:** M-F 8AM-4PM  
**Fare Structure:** \$2 per one-way trip  
**Service Area:** Miner and Moody Counties & City of Hartford

## Ridership Characteristics

**Elderly** 3,578  
**Disabled** 753  
**Youth** 4,681  
**Public** 290  
**Total** 9,302

## Ride Type

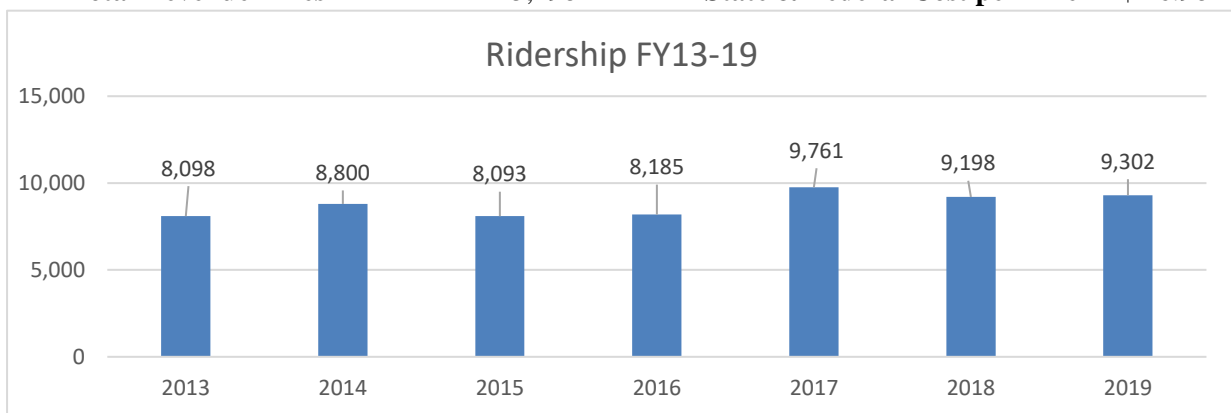
Medical	1,645
Employment	239
Nutrition	557
Social	1,307
Education	4,546
Shopping	1,008
<u>Other</u>	<u>0</u>
<b>Total</b>	<b>9,302</b>

**Total Revenue Hours** 2,698  
**Total Revenue Miles** 15,298

## Funding and Expenditures

<b>Section 5311 Awarded**</b>	\$ 81,500
<b>Revenue</b>	\$ 21,656
<b>Local Match</b>	\$ 39,349
<b>Title III-B Funds**</b>	<u>\$ 6,483</u>
<b>Total</b>	\$148,988

<b>State Funds**</b>	\$ 18,810
<b>Total Cost per Ride</b>	\$ 16.02
<b>Total Cost per Mile</b>	\$ 9.74
<b>State &amp; Federal Cost per Ride</b>	\$ 11.48
<b>State &amp; Federal Cost per mile</b>	\$ 6.98



\*\* State and Federal Cost per ride/mile is Section 5311, Title III-B Funds and State Funds together divided by rides/miles.

# Palace Transit-Mitchell, South Dakota

Address: 300 West 1<sup>st</sup> Ave. Mitchell, SD 57301  
 Phone: (605) 995-8440  
 Contact: Jessica Pickett  
 Email: [jpickett@cityofmitchell.org](mailto:jpickett@cityofmitchell.org)  
 Website: [cityofmitchell.org](http://cityofmitchell.org)

## System Characteristics

**Service Type:** Demand Response  
**Service Hours:** M-F 5:30AM-8PM  
 Sat/Sun 7-4pm & 7-2pm  
**Fare Structure:** \$2-3 per one-way trip  
 Depending on service time  
**Service Area:** City of Mitchell

## Ridership Characteristics

<b>Elderly</b>	17,255
<b>Disabled</b>	29,400
<b>Youth</b>	25,829
<b>Public</b>	<u>5,113</u>
<b>Total</b>	77,597

## Ride Type

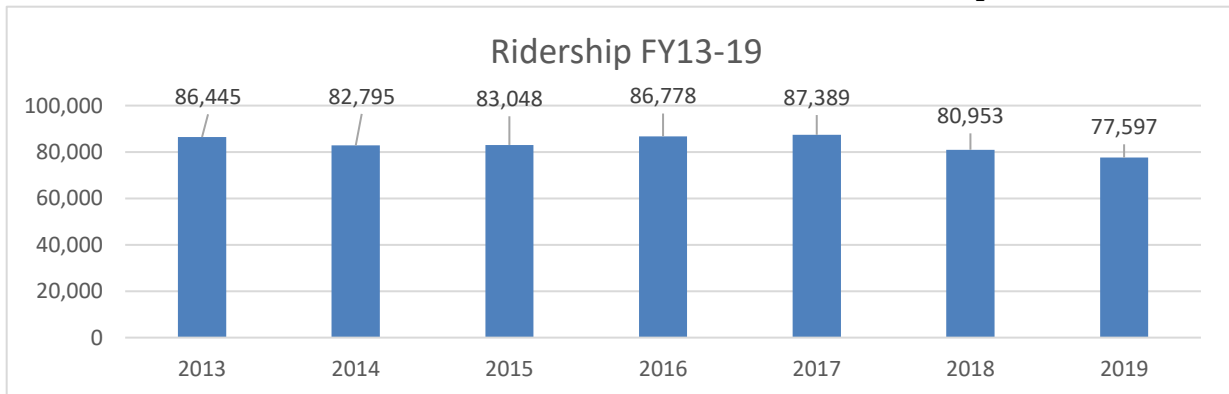
<b>Medical</b>	11,059
<b>Employment</b>	24,058
<b>Nutrition</b>	2,817
<b>Social</b>	11,493
<b>Education</b>	26,602
<b>Shopping</b>	1,568
<b>Other</b>	<u>0</u>
<b>Total</b>	77,597

**Total Revenue Hours** 15,327  
**Total Revenue Miles** 148,448

## Funding and Expenditures

<b>Section 5311 Awarded**</b>	\$ 412,037
<b>Revenue</b>	\$ 146,213
<b>Local Match</b>	\$ 239,526
<b>Title III-B Funds**</b>	<u>\$ 19,697</u>
<b>Total</b>	\$ 817,473

<b>State Funds**</b>	\$ 64,135
<b>Total Cost per Ride</b>	\$ 10.53
<b>Total Cost per Mile</b>	\$ 5.51
<b>State &amp; Federal Cost per Ride</b>	\$ 6.39
<b>State &amp; Federal Cost per mile</b>	\$ 3.34



\*\* State and Federal Cost per ride/mile is Section 5311, Title III-B Funds and State Funds together divided by rides/miles.

# People's Transit-Huron, South Dakota

Address: 120 Wyoming SW Huron, SD 57350  
 Phone: (605) 353-0100  
 Contact: Gayle Kludt  
 Email: Gayle.peoplestransit@midconetwork.com  
 Website: peoplestransithuron.com

## System Characteristics

**Service Type:** Demand Response  
**Service Hours:** M-F 6AM-6PM  
**Fare Structure:** Youth \$2.50  
 Adult \$3.50  
**Service Area:** Beadle & Sanborn Counties

## Ridership Characteristics

**Elderly** 14,953  
**Disabled** 18,434  
**Youth** 35,754  
**Public** 12,199  
**Total** 81,340

## Ride Type

**Medical** 19,940  
**Employment** 13,170  
**Nutrition** 200  
**Social** 11,445  
**Education** 27,182  
**Shopping** 3,612  
**Other** 5,791  
**Total** 81,340

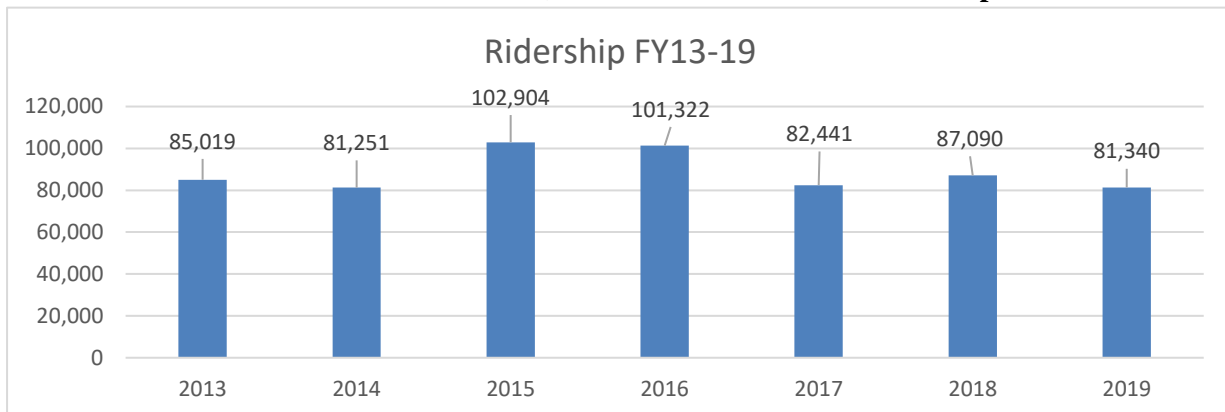
**Total Revenue Hours** 19,958  
**Total Revenue Miles** 239,688

## Funding and Expenditures

**Section 5311 Awarded\*\*** \$ 408,183  
**Revenue** \$ 113,219  
**Local Match** \$ 209,259  
**Title III-B Funds\*\*** \$ 19,096  
**Total** \$ 749,757

**State Funds\*\*** \$ 51,764

**Total Cost per Ride** \$ 9.22  
**Total Cost per Mile** \$ 3.13  
**State & Federal Cost per Ride** \$ 5.89  
**State & Federal Cost per mile** \$ 2.00



\*\* State and Federal Cost per ride/mile is Section 5311, Title III-B Funds and State Funds together divided by rides/miles.

# Prairie Hills Transit- Spearfish, South Dakota

Address: 2015 Tumble Weed Trail Spearfish, SD 57783  
 Phone: (605) 642-6613  
 Contact: Barb Cline  
 Email: bkcline@prairiehillstransit.com  
 Website: prairiehillstransit.com

## System Characteristics

**Service Type:** Demand Response  
**Service Hours:** Varies by community  
**Fare Structure:** \$2-\$2.50 local trip  
**Service Area:** Lawrence, Meade, Custer, Fall River, Butte, Perkins, Bennett and Pennington County

## Ridership Characteristics

**Elderly** 32,747  
**Disabled** 14,036  
**Youth** 35,964  
**Public** 43,881  
**Total** 126,628

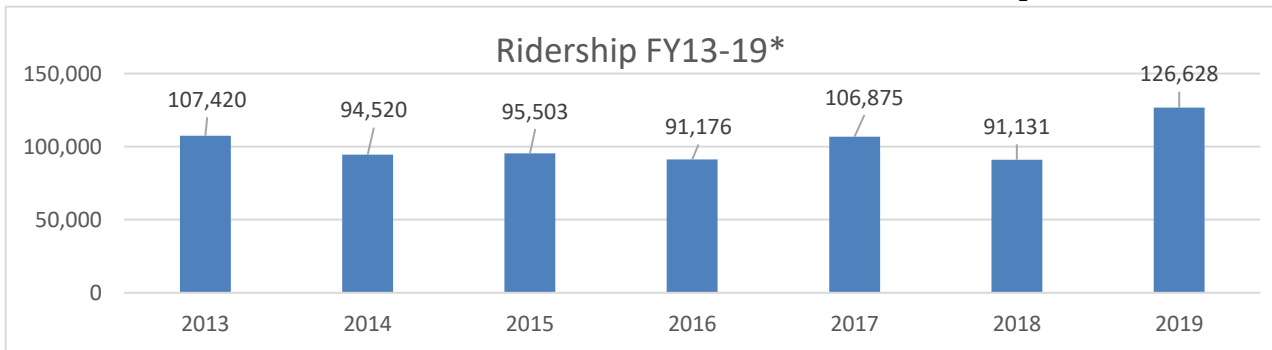
## Ride Type

**Medical** 24,742  
**Employment** 30,563  
**Nutrition** 3,588  
**Social** 23,787  
**Education** 26,659  
**Shopping** 16,918  
**Other** 371  
**Total** 126,628

## Funding and Expenditures

**Section 5311 Awarded\*\*** \$ 823,491  
**Revenue** \$ 243,642  
**Local Match** \$ 371,320  
**Title III-B Funds\*\*** \$ 103,803  
**Total** \$ 1,542,256  
  
**State Funds\*\*** \$ 121,489  
  
**Total Cost per Ride** \$ 12.18  
**Total Cost per Mile** \$ 2.77  
**State & Federal Cost per Ride** \$ 8.28  
**State & Federal Cost per mile** \$ 1.88

**Total Revenue Hours** 37,567  
**Total Revenue Miles** 557,549



\*Prairie Hills Transit took over service in Perkins Co. previously served under Arrow Transit in 2019 and added Bennett Co.  
 \*\* State and Federal Cost per ride/mile is Section 5311, Title III-B Funds and State Funds together divided by rides/miles.

# River Cities Public Transit- Pierre, South Dakota

Address: 1600 East Dakota Ave. Pierre, SD 57501  
 Phone: (605) 945-2360  
 Contact: Ron Baumgart  
 Email: ron.rc@midconetwork.com  
 Website: rcptransit.com

## System Characteristics

**Service Type:** Demand Response  
**Service Hours:** 24-7  
**Fare Structure:** \$2 + \$.25 per mile for prescheduled rides  
**Service Area:** Hughes, Stanley, Hand, Hyde, Dewey Ziebach, Haakon, East Pennington, Jones, Lyman, N. Jackson, Potter & Sully Co.

## Ridership Characteristics

<b>Elderly</b>	35,905
<b>Disabled</b>	31,238
<b>Youth</b>	115,015
<b>Public</b>	<u>111,685</u>
<b>Total</b>	293,843

## Ride Type

<b>Medical</b>	19,565
<b>Employment</b>	67,409
<b>Nutrition</b>	2,835
<b>Social</b>	80,194
<b>Education</b>	111,481
<b>Shopping</b>	10,401
<b>Other</b>	<u>1,958</u>
<b>Total</b>	293,843

## Funding and Expenditures

<b>Section 5311 Awarded*</b>	\$1,768,607
<b>Revenue</b>	\$ 522,603
<b>Local Match</b>	\$ 986,711
<b>Title III-B Funds*</b>	<u>\$ 51,869</u>
<b>Total</b>	\$3,329,790

**State Funds\*** \$ 120,599

**Total Cost per Ride** \$ 11.33

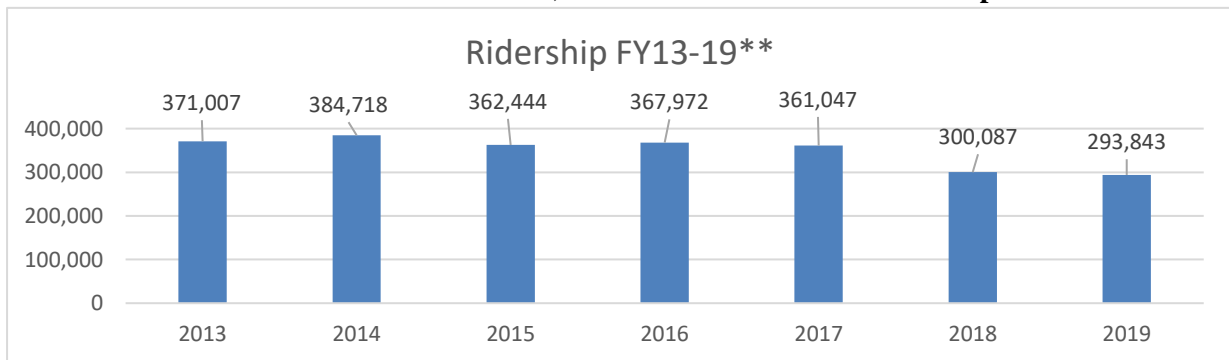
**Total Cost per Mile** \$ 3.64

**State & Federal Cost per Ride** \$ 6.61

**State & Federal Cost per mile** \$ 2.12

**Total Revenue Hours** 64,772

**Total Revenue Miles** 913,805



\*State and Federal Cost per ride/mile is Section 5311, Title III-B Funds and State Funds together divided by rides/miles.

\*\*Eagle Butte Rides were removed from RCPT's rural yearly totals starting in FY18.

# Rural Office of Community Services- Wagner, South Dakota

Address: 106 SW West Street Wagner, SD 57380  
 Phone: (605) 384-3883  
 Contact: Peter Smith  
 Email: psmith@rocsinc.org  
 Website: www.rocsinc.org/rocs-transit

## System Characteristics

**Service Type:** Demand Response  
**Service Hours:** 8AM-4:30PM  
**Fare Structure:** Varies by community  
**Service Area:** Counties of Aurora, Bon Homme, Brule, Charles Mix, Douglas, Gregory, Jerauld, Kingsbury, McCook, Tripp, Turner & Union

## Ridership Characteristics

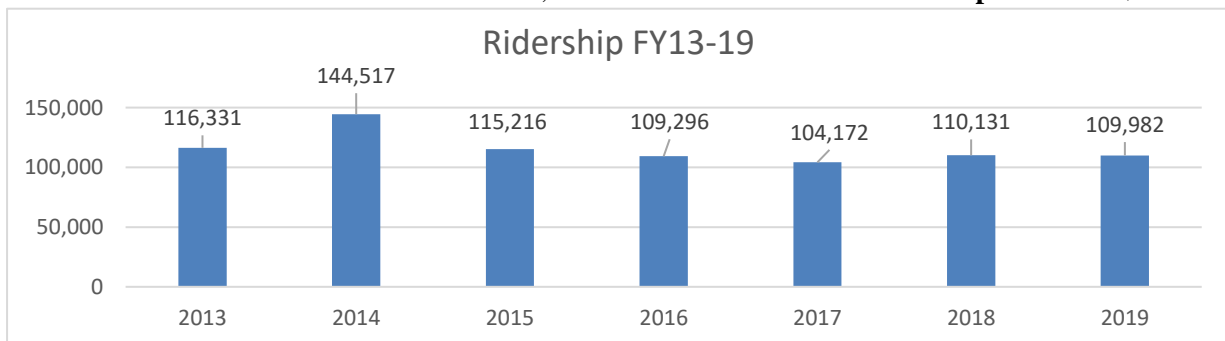
<b>Elderly</b>	66,264
<b>Disabled</b>	17,151
<b>Youth</b>	19,658
<b>Public</b>	<u>6,909</u>
<b>Total</b>	109,982

## Ride Type

<b>Medical</b>	11,918
<b>Employment</b>	2,343
<b>Nutrition</b>	43,886
<b>Social</b>	6,528
<b>Education</b>	23,698
<b>Shopping</b>	17,598
<b>Other</b>	<u>4,011</u>
<b>Total</b>	109,982

## Funding and Expenditures

<b>Section 5311 Awarded**</b>	\$415,659
<b>Revenue</b>	\$237,072
<b>Local Match</b>	\$243,018
<b>Title III-B Funds**</b>	<u>\$ 36,339</u>
<b>Total</b>	\$932,088
<b>State Funds**</b>	\$ 74,860
<b>Total Cost per Ride</b>	\$ 8.47
<b>Total Cost per Mile</b>	\$ 2.64
<b>State &amp; Federal Cost per Ride</b>	\$ 4.79
<b>State &amp; Federal Cost per mile</b>	\$ 1.49



\*\* State and Federal Cost per ride/mile is Section 5311, Title III-B Funds and State Funds together divided by rides/miles.



# Rosebud Sioux Tribe Transportation- Rosebud, South Dakota

Address: BIA Route 1 Rosebud, SD 57570  
 Phone: (605) 747-2718  
 Contact: John Charles Arcoren  
 Email: johncharles.arcoren@rst-nsn.gov  
 Website: rosebudsiouxtribe-nsn.gov

## System Characteristics

**Service Type:** Demand Response  
**Service Hours:** 8AM-4PM M-F  
**Fare Structure:** \$1 per stop  
**Service Area:** Rosebud Reservation and communities in Todd and Mellette Counties

## Ridership Characteristics

**Elderly** 13,836  
**Disabled** 568  
**Youth** 7,270  
**Public** 84,135  
**Total** 105,809

## Ride Type

Medical	3,642
Employment	53,273
Nutrition	664
Social	707
Education	872
Shopping	13,281
<u>Other</u>	<u>33,370</u>
<b>Total</b>	<b>105,809</b>

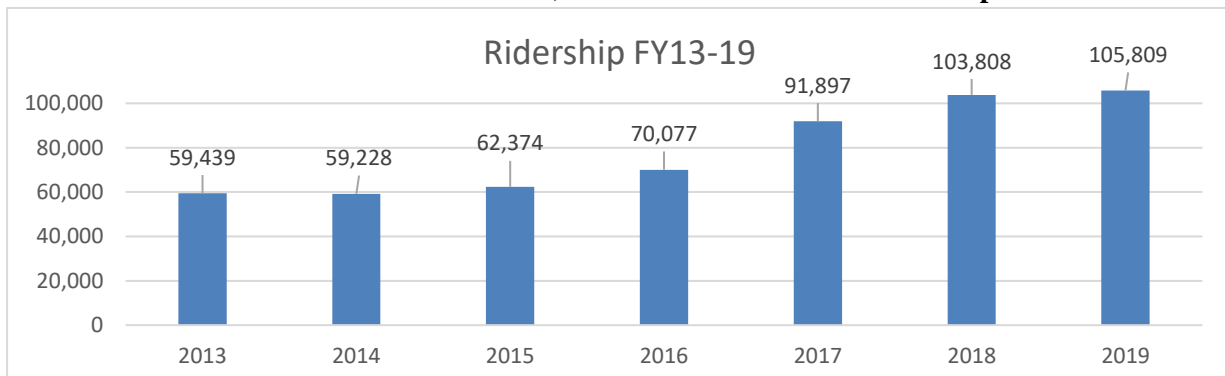
**Total Revenue Hours** 15,789  
**Total Revenue Miles** 353,458

## Funding and Expenditures

<b>Section 5311 Awarded*</b>	\$ 244,516
<b>Revenue</b>	\$ 154,312
<b>Local Match</b>	\$ 0**
<b>Title III-B Funds*</b>	<u>0</u>
<b>Total</b>	\$ 398,828

**State Funds\*** \$ 46,002

**Total Cost per Ride** \$ 3.77  
**Total Cost per Mile** \$ 1.13  
**State & Federal Cost per Ride** \$ 2.74  
**State & Federal Cost per mile** \$ 0.82



\*State and Federal Cost per ride/mile is Section 5311, Title III-B Funds and State Funds together divided by rides/miles.

\*\*No local match received during FY19.

# Spink County Transit- Redfield, South Dakota

Address: 728 South Main St Redfield, SD 57469  
 Phone: (605) 472-1552  
 Contact: Lisa Manning  
 Email: lisaamanning@nvc.net  
 Website: city.redfield-sd.com

## System Characteristics

**Service Type:** Demand Response  
**Service Hours:** 8AM-4PM  
**Fare Structure:** \$2 round trip  
**Service Area:** Spink County

## Ridership Characteristics

**Elderly** 7,874  
**Disabled** 42  
**Youth** 11,770  
**Public** 1,678  
**Total** 21,364

## Ride Type

**Medical** 1,028  
**Employment** 860  
**Nutrition** 3,338  
**Social** 852  
**Education** 11,875  
**Shopping** 3,411  
**Other** 0  
**Total** 21,364

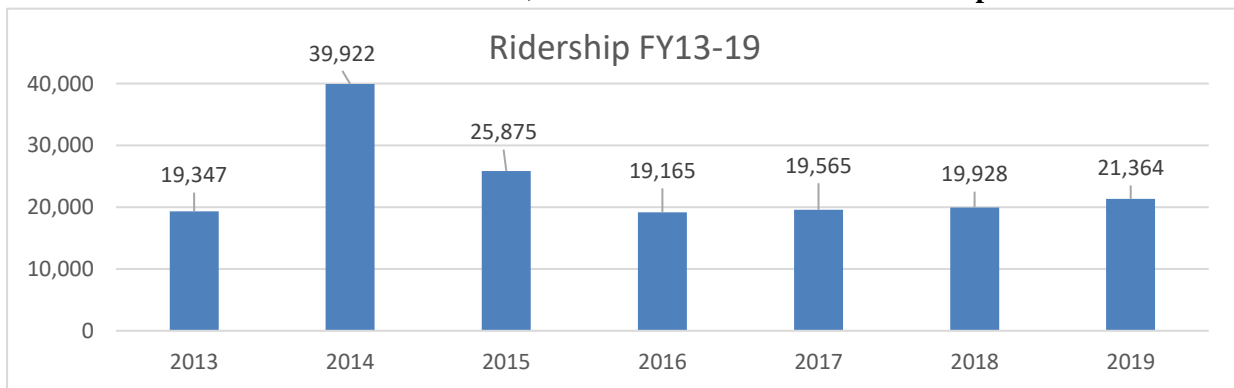
## Funding and Expenditures

**Section 5311 Awarded\*\*** \$ 45,154  
**Revenue** \$ 24,501  
**Local Match** \$ 23,959  
**Title III-B Funds\*\*** \$ 2,614  
**Total** \$ 96,228

**State Funds\*\*** \$ 17,573

**Total Cost per Ride** \$ 4.50  
**Total Cost per Mile** \$ 5.36  
**State & Federal Cost per Ride** \$ 3.06  
**State & Federal Cost per mile** \$ 3.64

**Total Revenue Hours** 2,933  
**Total Revenue Miles** 17,969



\*\* State and Federal Cost per ride/mile is Section 5311, Title III-B Funds and State Funds together divided by rides/miles.

# Standing Rock Public Transit- Fort Yates, North Dakota

**Address:** 9299 HWY 24 Fort Yates, ND 58538  
**Phone:** (701) 854-8090  
**Contact:** Pam Ternes  
**Email:** pam.ternes@sittingbull.edu  
**Website:** sittingbull.edu

## System Characteristics

**Service Type:** Demand Response  
**Service Hours:** 6am-6pm  
**Fare Structure:** \$5 one-way  
**Service Area:** Corson and Walworth Counties in SD\*

## Ridership Characteristics

<b>Elderly</b>	529
<b>Disabled</b>	93
<b>Youth</b>	75
<b>Public</b>	<u>5,788</u>
<b>Total</b>	6,485

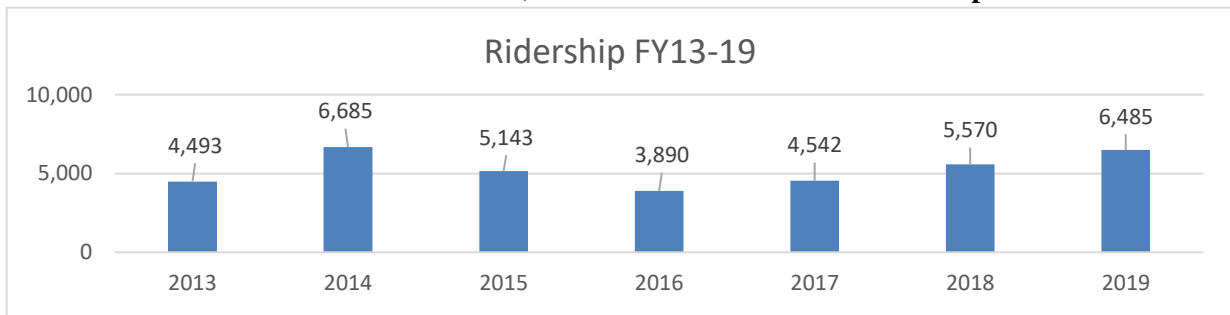
## Ride Type

<b>Medical</b>	577
<b>Employment</b>	4,542
<b>Nutrition</b>	0
<b>Social</b>	0
<b>Education</b>	978
<b>Shopping</b>	388
<b>Other</b>	<u>0</u>
<b>Total</b>	6,485

## Funding and Expenditures

<b>Section 5311 Awarded**</b>	\$ 115,618
<b>Revenue</b>	\$ 27,642
<b>Local Match</b>	\$ 53,685
<b>Title III-B Funds**</b>	<u>\$ 0</u>
<b>Total</b>	\$ 196,945
<b>State Funds**</b>	\$ 22,331
<b>Total Cost per Ride</b>	\$ 30.37
<b>Total Cost per Mile</b>	\$ 2.46
<b>State &amp; Federal Cost per Ride</b>	\$ 21.27
<b>State &amp; Federal Cost per mile</b>	\$ 1.73

<b>Total Revenue Hours</b>	1,829
<b>Total Revenue Miles</b>	79,912



\*Demographic Data for Standing Rock Public Transit:

Corson and Walworth County's Combine Population: 9,746

Corson and Walworth County's Combine Square Mileage: 3,179

Corson County population per square mile: 1.6 persons

Walworth County population per square mile: 7.7 persons

\*\* State and Federal Cost per ride/mile is Section 5311, Title III-B Funds and State Funds together divided by rides/miles.

# Vermillion Public Transit- Vermillion, South Dakota

**Address:** 604 ½ High St. Vermillion, SD 57069  
**Phone:** (605) 624-7433  
**Contact:** Barb Ballensky  
**Email:** barbb@sesdac.org  
**Website:** www.sesdac.org/public-transit/

## System Characteristics

**Service Type:** Demand Response  
**Service Hours:** M-F 8AM-10PM  
 Sat 9AM-7PM  
 SUN 9AM-2PM  
**Fare Structure:** Call for fare  
**Service Area:** Vermillion, Burbank and Meckling

## Ridership Characteristics

<b>Elderly</b>	6,145
<b>Disabled</b>	28,546
<b>Youth</b>	5,357
<b>Public</b>	<u>21,892</u>
<b>Total</b>	61,940

## Ride Type

<b>Medical</b>	3,642
<b>Employment</b>	31,800
<b>Nutrition</b>	807
<b>Social</b>	7,352
<b>Education</b>	1,599
<b>Shopping</b>	16,740
<b>Other</b>	<u>0</u>
<b>Total</b>	61,940

## Funding and Expenditures

<b>Section 5311 Awarded**</b>	\$ 198,056
<b>Revenue</b>	\$ 64,577
<b>Local Match</b>	\$ 107,977
<b>Title III-B Funds**</b>	<u>\$ 16,660</u>
<b>Total</b>	\$ 387,270

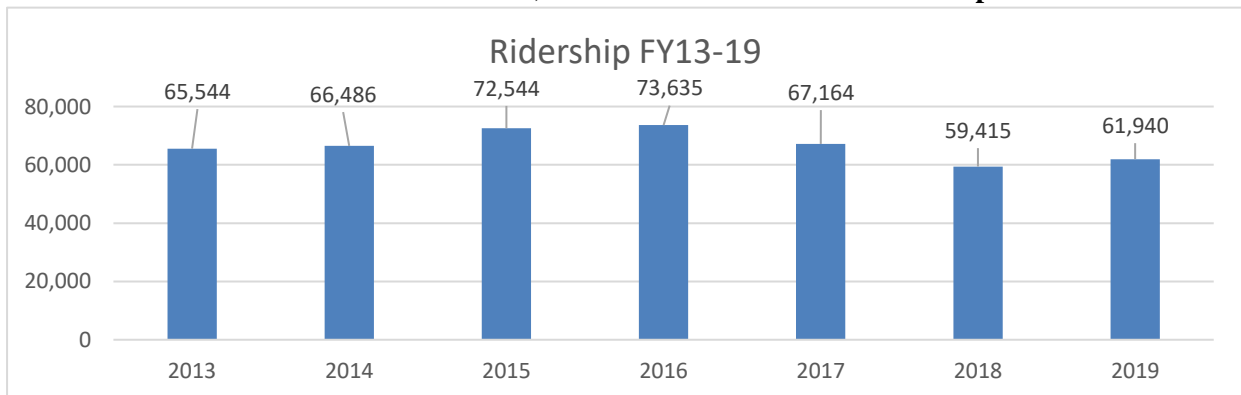
<b>State Funds**</b>	\$ 43,493
----------------------	-----------

<b>Total Cost per Ride</b>	\$ 6.25
----------------------------	---------

<b>Total Cost per Mile</b>	\$ 4.15
----------------------------	---------

<b>State &amp; Federal Cost per Ride</b>	\$ 4.17
--	---------

<b>State &amp; Federal Cost per mile</b>	\$ 2.77
--	---------



\*\* State and Federal Cost per ride/mile is Section 5311, Title III-B Funds and State Funds together divided by rides/miles.

# Watertown Area Transit- Watertown, South Dakota

**Address:** 205 1<sup>st</sup> Ave. Northeast Watertown, SD 57201  
**Phone:** (605) 882-5287  
**Contact:** Terry Hoffman  
**Email:** terry.wat@midconetwork.com  
**Website:** watertowntransit.com

## System Characteristics

**Service Type:** Demand Response  
**Service Hours:** M-F 6AM-6PM  
 SAT 6AM-4PM  
**Fare Structure:** \$3.00 in town one-way  
**Service Area:** City of Watertown, Hamlin,  
 Deuel, and Clark Counties

## Ridership Characteristics

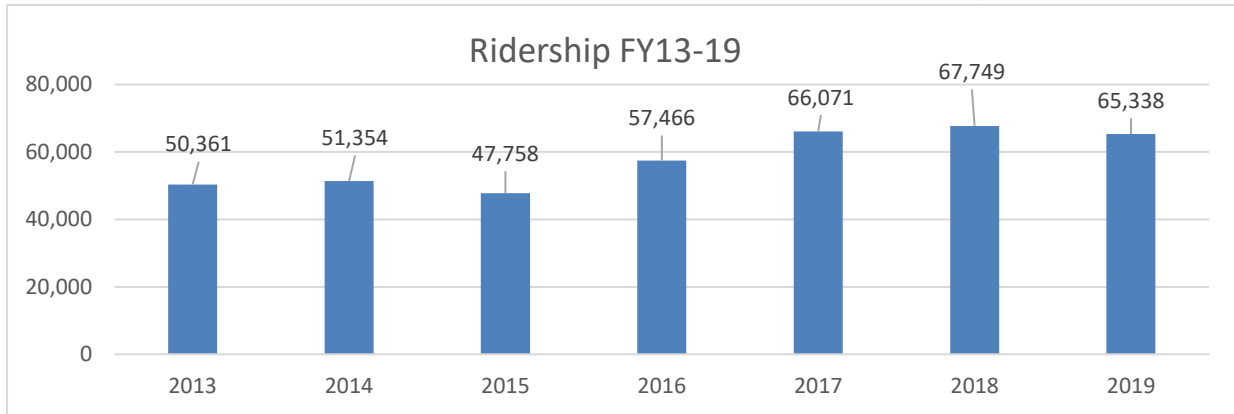
<b>Elderly</b>	12,876
<b>Disabled</b>	10,846
<b>Youth</b>	22,259
<b>Public</b>	<u>19,357</u>
<b>Total</b>	65,338

## Ride Type

<b>Medical</b>	13,476
<b>Employment</b>	14,186
<b>Nutrition</b>	1,683
<b>Social</b>	9,284
<b>Education</b>	19,540
<b>Shopping</b>	4,034
<b>Other</b>	<u>3,135</u>
<b>Total</b>	65,338

## Funding and Expenditures

<b>Section 5311 Awarded**</b>	\$309,742
<b>Revenue</b>	\$120,065
<b>Local Match</b>	\$169,936
<b>Title III-B Funds**</b>	\$ 11,017
<b>Total</b>	\$610,760
<b>State Funds**</b>	\$ 39,503
<b>Total Cost per Ride</b>	\$ 9.35
<b>Total Cost per Mile</b>	\$ 2.94
<b>State &amp; Federal Cost per Ride</b>	\$ 5.51
<b>State &amp; Federal Cost per mile</b>	\$ 1.74



\*\* State and Federal Cost per ride/mile is Section 5311, Title III-B Funds and State Funds together divided by rides/miles.

# Yankton Transit- Yankton, South Dakota

**Address:** 901 East 7<sup>th</sup> St. Yankton, SD 57078  
**Phone:** (605) 665-4610  
**Contact:** Ron Baumgart  
**Email:** yanktontransit@iw.net  
**Website:** yanktontransit.com

## System Characteristics

**Service Type:** Demand Response  
**Service Hours:** M-F 7:30AM-5PM  
**Fare Structure:** \$2.50 one-way trip  
**Service Area:** City of Yankton and Yankton County

## Ridership Characteristics

<b>Elderly</b>	24,173
<b>Disabled</b>	34,667
<b>Youth</b>	32,268
<b>Public</b>	<u>20,732</u>
<b>Total</b>	111,840

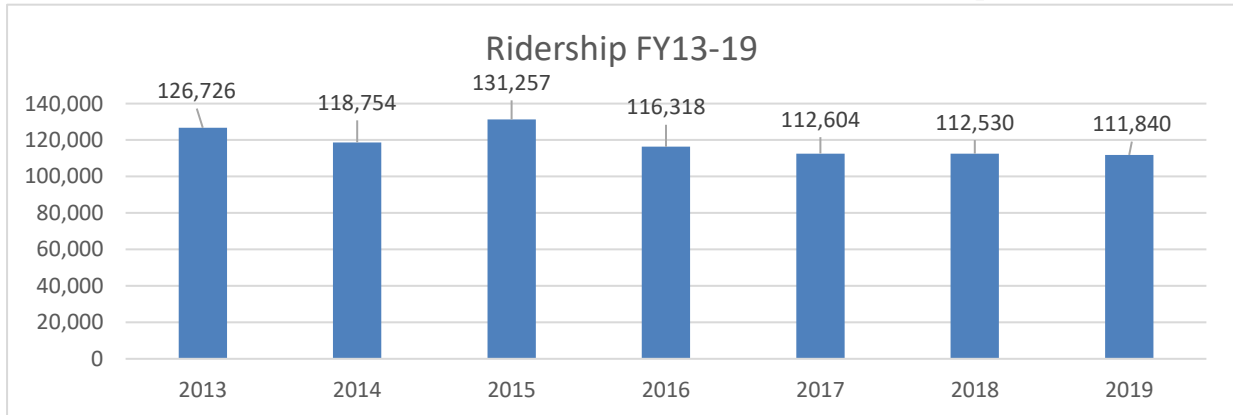
## Ride Type

<b>Medical</b>	27,806
<b>Employment</b>	23,551
<b>Nutrition</b>	1,714
<b>Social</b>	29,052
<b>Education</b>	24,755
<b>Shopping</b>	4,962
<b>Other</b>	<u>0</u>
<b>Total</b>	111,840

## Funding and Expenditures

<b>Section 5311 Awarded**</b>	\$ 301,497
<b>Revenue</b>	\$ 138,500
<b>Local Match</b>	\$ 164,447
<b>Title III-B Funds**</b>	<u>\$ 14,498</u>
<b>Total</b>	\$ 618,942
<b>State Funds**</b>	\$ 50,750
<b>Total Cost per Ride</b>	\$ 5.59
<b>Total Cost per Mile</b>	\$ 3.02
<b>State &amp; Federal Cost per Ride</b>	\$ 3.31
<b>State &amp; Federal Cost per mile</b>	\$ 1.79

<b>Total Revenue Hours</b>	18,602
<b>Total Revenue Miles</b>	204,738



\*\* State and Federal Cost per ride/mile is Section 5311, Title III-B Funds and State Funds together divided by rides/miles.

## Dakota Transit Association Conference



### Dickinson, North Dakota

September 16-18<sup>th</sup>, 2019

The Dakota Transit Association was formed in 1985 to address the need for greater communication between transportation providers and to serve as a unified voice for public transportation agencies within the state of North and South Dakota at the national level. Each year, transit agencies and State DOT's from both North and South Dakota meet for an annual conference. The conference awards ceremony is an opportunity to recognize those who have contributed their skills and talents to help make public transportation in the Dakotas as successful as it is today.



(Pictured from left to right: Driver of the Year; Doug Herr, Watertown Area Transit, Friend of Transit; South Dakota Department of Transportation, Above and Beyond; Frank Vanek, Outstanding Support Staff; Adam Sharkey, River Cities Transit)

## **Dakota Transit Association Driver Training and Roadeo**

**Dickinson, North Dakota**

**September 13-15<sup>th</sup>, 2019**

The Dakota Transit Association (DTA) hosts the annual Driver Roadeo as the kickoff to the DTA conference. The DTA Roadeo is an opportunity for drivers to gain recognition for their driving skills. While there are awards for the top finishers, winning is not the primary reason for this competition. The Roadeo is an opportunity to test their skills and meet others in the profession.

### **Top 5 South Dakota Participants**



(Pictured from left to right: Delano Cook 5<sup>th</sup> place River Cities Public Transit (RCPT), Gary Frederick 3<sup>rd</sup> place RCPT, Eric Peterson 1<sup>st</sup> place RCPT, Max Voller 2<sup>nd</sup> place RCPT, Jaytee Thompson 4<sup>th</sup> place Rosebud Sioux Tribe Transportation)

### **Top 5 North Dakota Participants**



(Pictured from left to right: Brenda Reed 4<sup>th</sup> place Souris Basin Transportation, Stevenson St. Louis 3<sup>rd</sup> place South Central Adult Services, Rod Grafing 1<sup>st</sup> place South Central Adult Services, Terry Comeau 5<sup>th</sup> place Standing Rock Public Transit, Terry Condon 2<sup>nd</sup> place Standing Rock Public Transit)



South Dakota Department of Transportation  
Division of the Secretariat  
Office of Air, Rail and Transit  
700 East Broadway Avenue  
Pierre, SD 57501-2586  
605-773-3574

275 Copies of this Book Were Printed.